

# manaba+R

## 2022 Spring, the latest version

- Images are for reference only. This may differ from the actual screen and manual.

# INDEX

---

- ◆ For instructors and students
  - Control of the translation function by the browser
- ◆ For students
  - Responsive web design for smartphones

## <For instructors ▪ students>

### Control of the translation function by the browser

#### ◆Implementation details

Even if the translation function for foreign language pages is turned on in the user's browser, it will not be applied automatically in the screen of manaba.

\*This does not affect other websites, other than manaba.

\*The language setting on manaba itself can be switched between [日本語] and [English] at the top right of the screen as usual.

This will prevent the following problems from occurring even if the translation function of your browser is turned on.

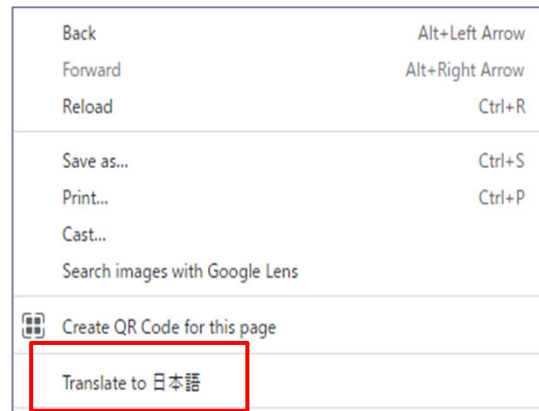
- Pages that contain some foreign words but are written mainly in Japanese are retranslated into incomprehensible Japanese.
- Students cannot proceed with answering the questions because the page for entering answers to foreign language tests is unintentionally translated.

#### ◆How to translate pages on manaba in a browser in the future

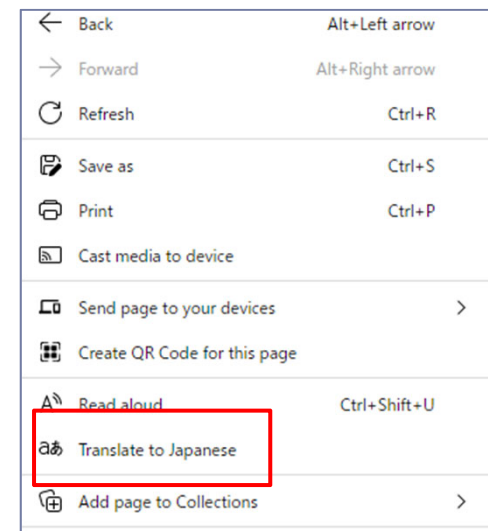
Right-click on the page you want to translate each time, and select the corresponding menu from the displayed list in the browser you are using.(See below)

- (1) Right-click on the page that needs to be translated.
- (2) Select the menu for translating the page into Japanese, as follows.

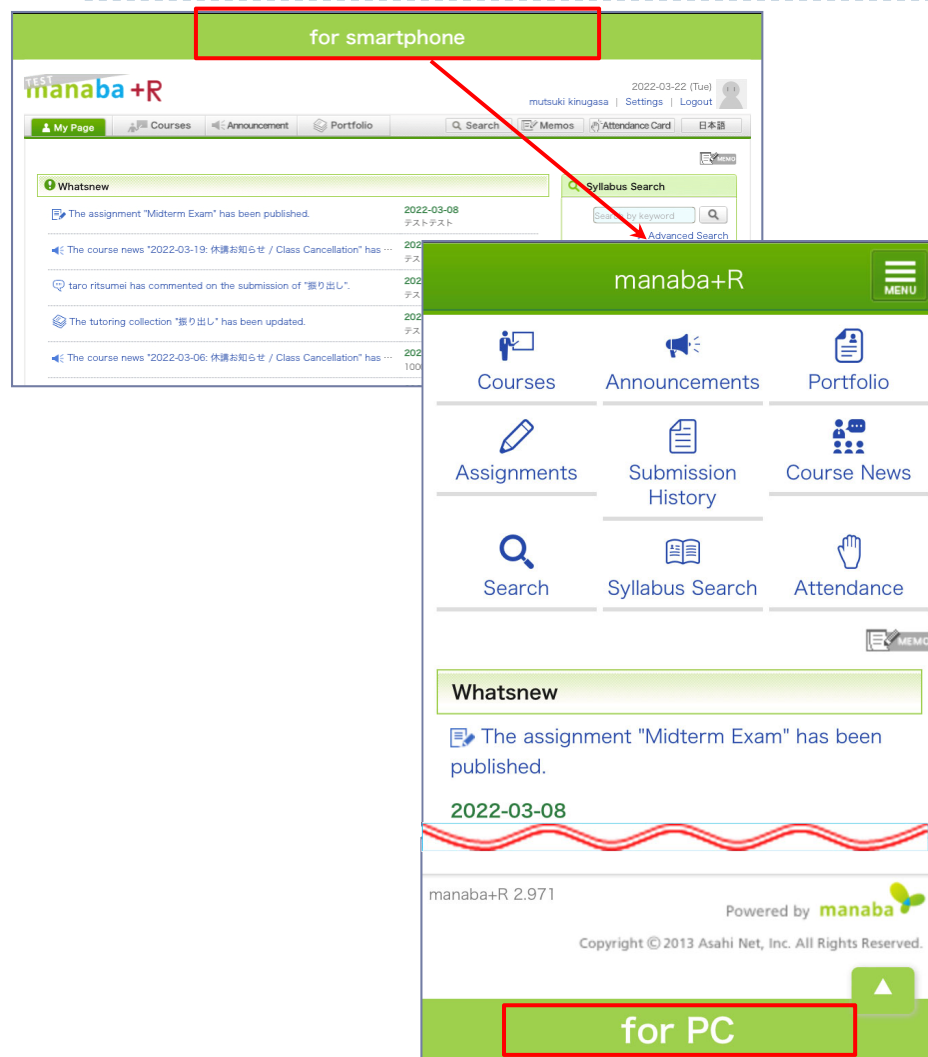
#### Example for Google Chrome



#### Example for Microsoft Edge



## <For students> Responsive web design for smartphones



### ◆Implementation details

We are introducing responsive web design to student's screen of manaba.

Students will be able to switch from the screen of PC version to a display adjusted for smartphone.

In addition, students will be able to choose whether or not to turn on the switch for each device, and the previous settings will be automatically retained the next time they access manaba.

### ◆How to switch the display

Access manaba with a smartphone, and tap “for smartphone” at the top of the screen and select “OK” to switch the display.

If they want to restore the original settings, please tap “for PC” at the bottom of the screen.

### ◆Notes

- The old “Smartphone version” (URL of ~/s/) will remain available for a certain period of time, but we are planning to close it in the future.

- Please note that the new smartphone version will only allow you to use the features available to students.

It does not support the administrative page of assignments. for instructors. Please continue using the PC version.