

# **Online Support Desk**

## **Ritsumeikan University International Center**

### ***This desk supports you...***

- 1. Can find the FAQ of International students.***
- 2. Can inquire/submit anything anytime.***
- 3. Can check the all interaction with Int'l Center anytime.***

### ***What needed to use the desk?***

- Nothing for FAQ.***
- RAINBOW ID, Password for inquire/submit form.***
  - \* RAINBOW ID,PWD is to given from your enrolled faculty/grad. school.***
- If a message from the International Center is delivered on the Online Support Desk, you will receive a notification email in your Ritsumeikan email. Please set up your university email to make sure that you can check it regularly.***

# Online Support Desk Ritsumeikan University International Center

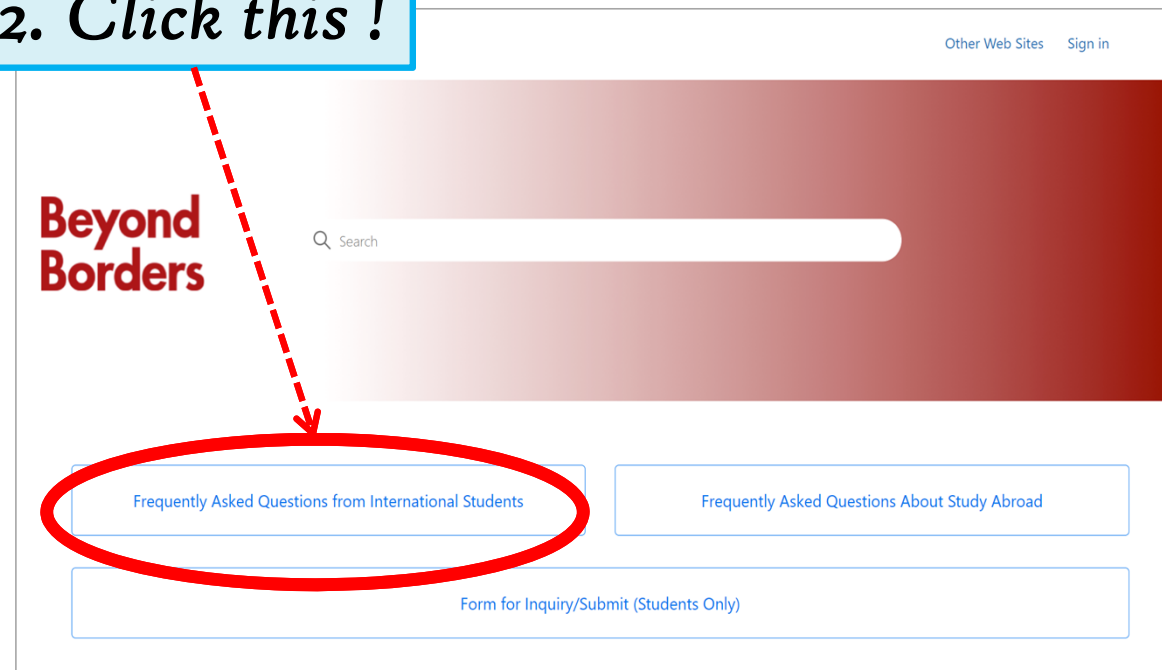
## How to find the FAQ?

1. Access this QR/URL



<https://global.support.ritsumei.ac.jp>

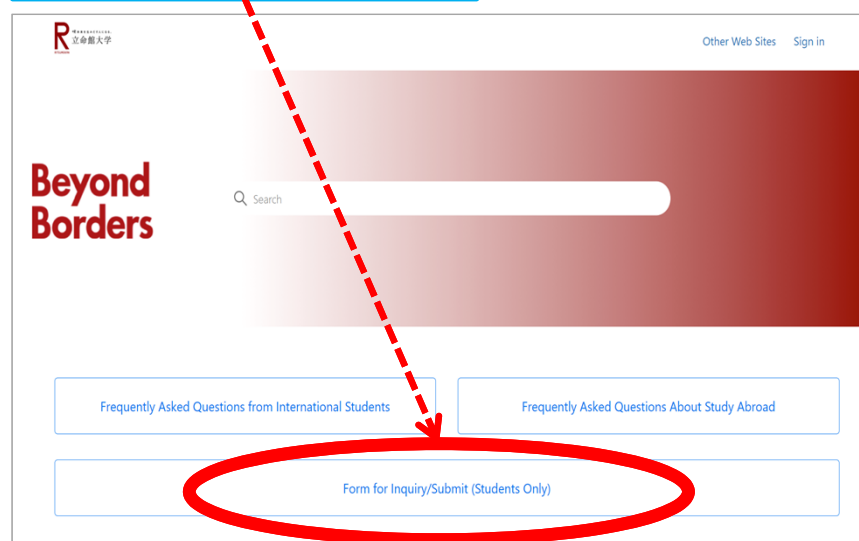
2. Click this !



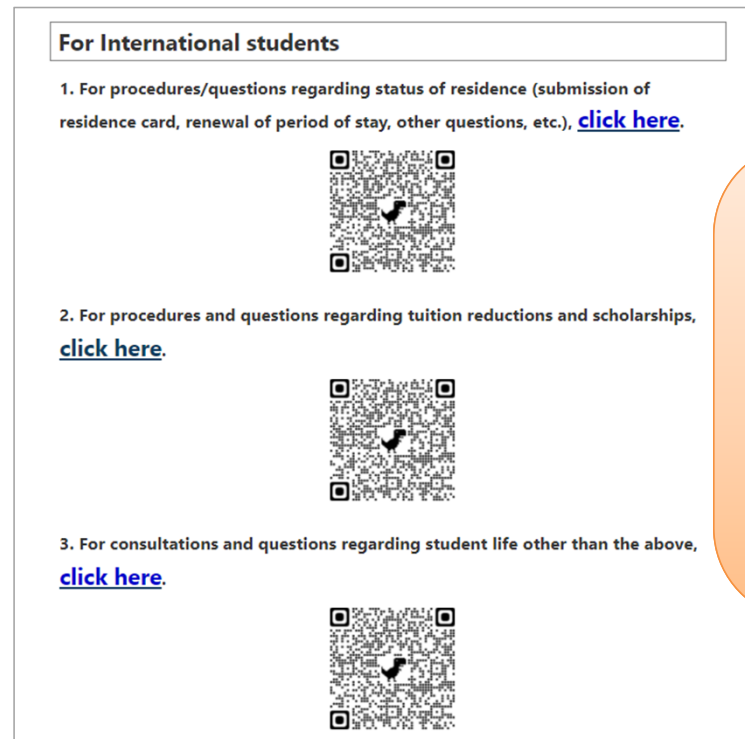
# Online Support Desk Ritsumeikan University International Center

## How to use the Inquire/Submit form ?

### 1. Click this !



### 2. Select your preferable form



When selected the form, you'll be asked to enter your **RAINBOW ID and Password** which is to be provided by your faculty/graduate school.

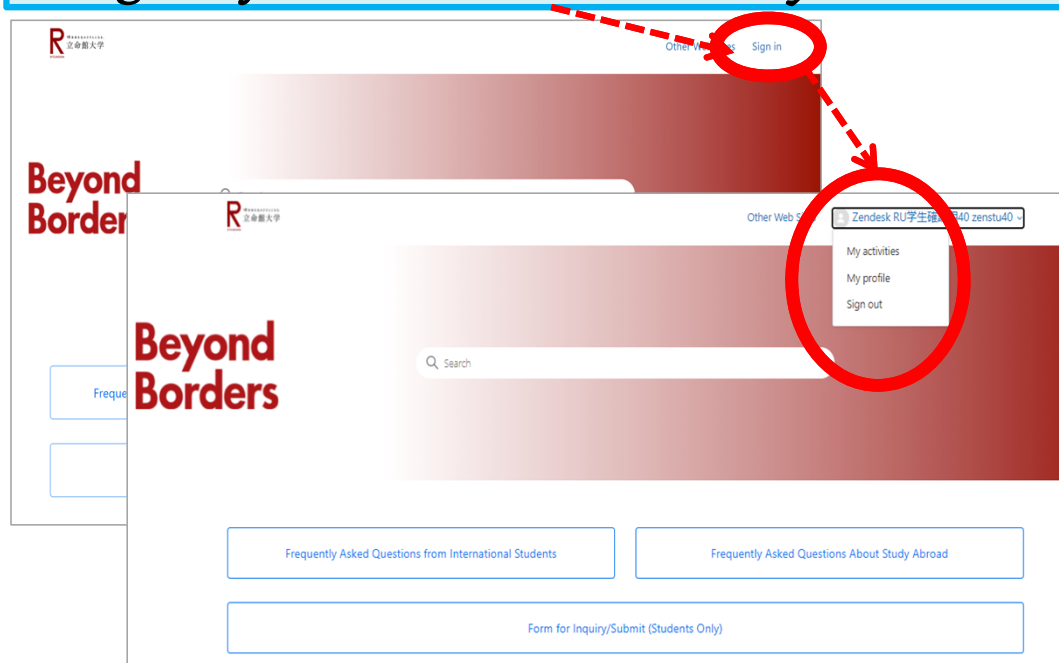
# Online Support Desk Ritsumeikan University International Center

## How to check the all interaction with the International Center ?

If a message from the Int'l Center is delivered on the Online Support Desk, you will receive a notification email in your Ritsumeikan email.

**Please set up your university email to make sure that you can check it regularly.**

### 1. Sign in from here and select “My activities”.



### 2. All interactions will appear!

