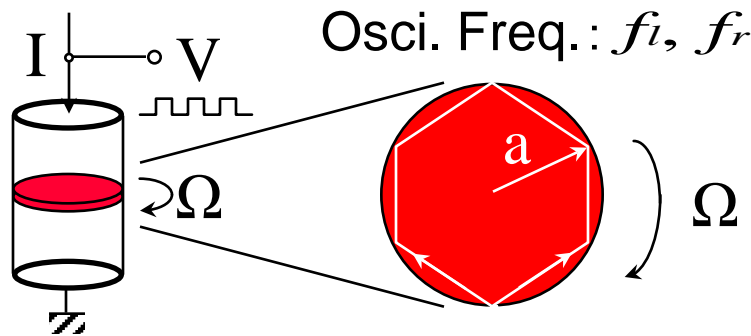


Semiconductor Ring Laser Gyroscope

Semiconductor Ring Laser Gyroscope



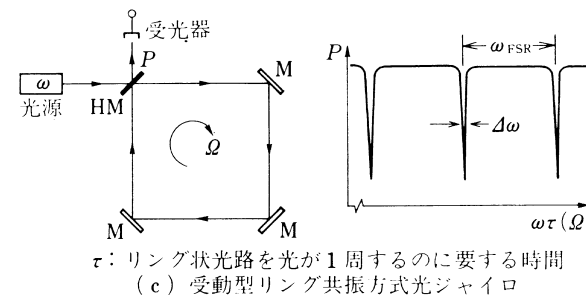
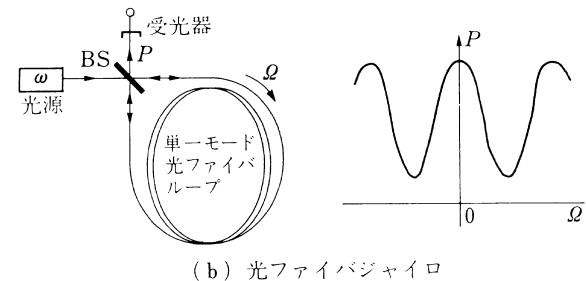
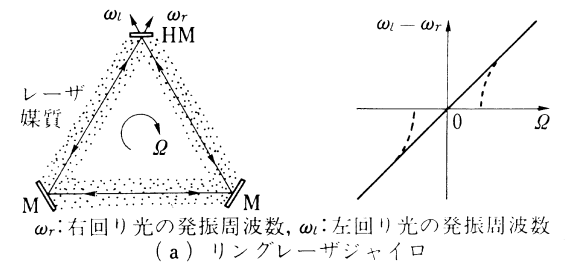
$$|f_l - f_r| = \frac{2a}{\lambda} \Omega$$

上面図

- Voltage → Signal
- No Outside Light Emission

Electronic Device Using Light

Conventional



Calculated Signal Voltage

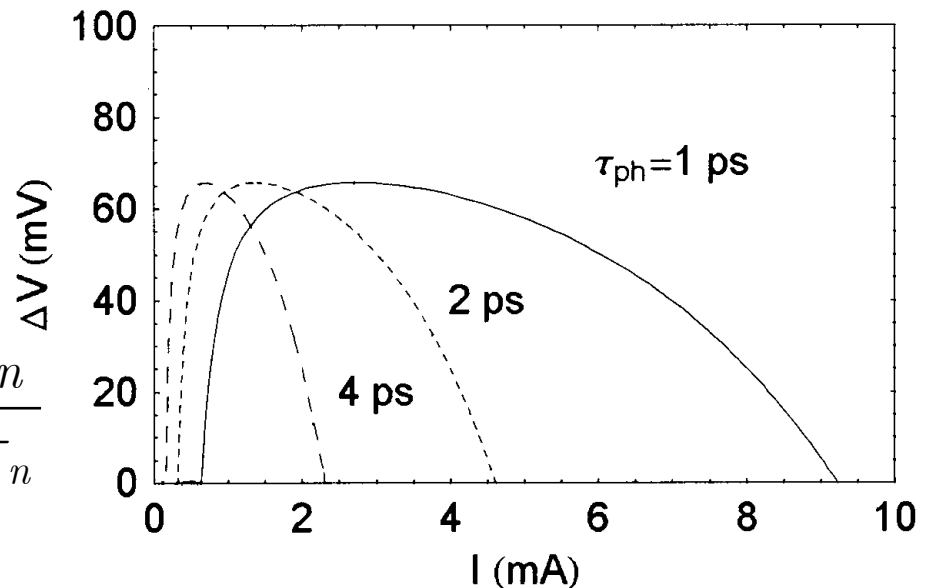
Analysis Using Rate Equations

$$\frac{dS_1}{dt} = G_1(n)S_1 + \beta_{sp} \frac{n}{\tau_r} - \frac{S_1}{\tau_{ph1}}$$

$$\frac{dS_2}{dt} = G_2(n)S_2 + \beta_{sp} \frac{n}{\tau_r} - \frac{S_2}{\tau_{ph2}}$$

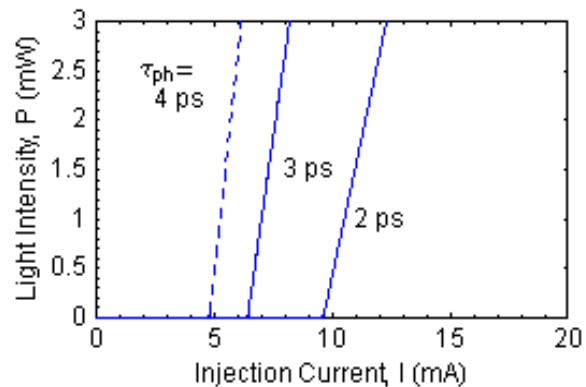
$$\frac{dn}{dt} = \frac{I}{eV_a} - G_1(n)S_1 - G_2(n)S_2 - \frac{n}{\tau_n}$$

$$n = n_i \exp(eV / 2k_B T)$$

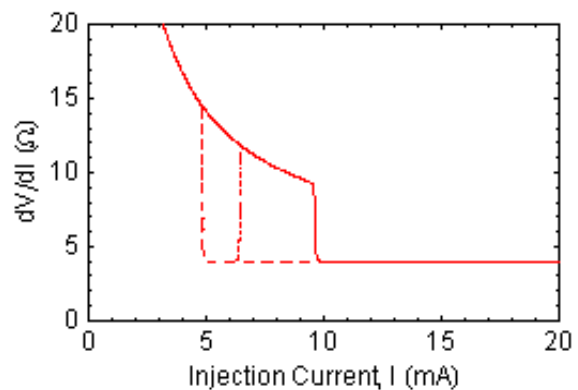


Detection of Threshold Current by Voltage

I-L Curve (Calculated)



I-(dV/dI) Curve (Calculated)



Experimental Result

