

Elastic Deformation

Shinichi Hirai

Dept. Robotics, Ritsumeikan Univ.

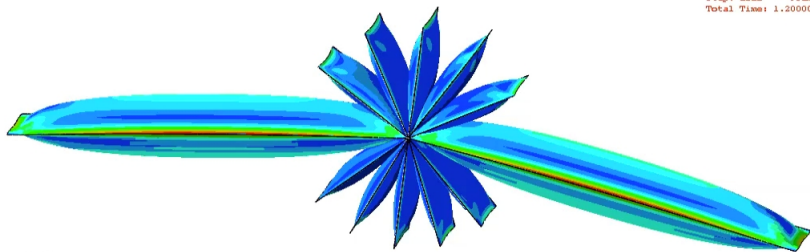
Agenda

- 1 Soft Body Models
- 2 Strain and Stress
- 3 One-dimensional Finite Element Method
- 4 Two/Three-dimensional Deformation
- 5 Two-dimensional Finite Element Method
- 6 Computing Static Deformation
- 7 Computing Dynamic Deformation
- 8 Summary
- 9 Green Strain

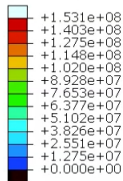
Finite Element Method (FEM)

inflatable link simulation

Step: Load Frame: 24
Total Time: 1.200000




S, Mises
SNEG, (fraction = -1.0)
(Avg: 75%)

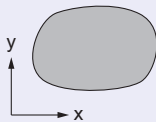


Soft Body Models

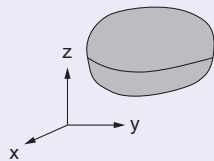
Soft-material Robots



1D model



2D model

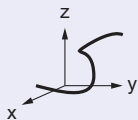


3D model

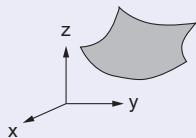
Geometrically Deformable Robots



linear in 2D

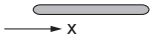
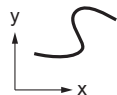
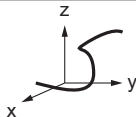
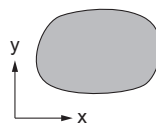
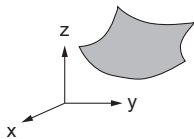
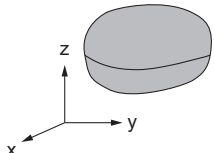


linear in 3D



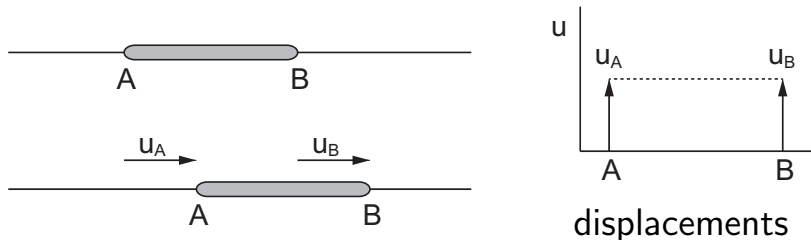
planar in 3D

Soft Body Models

		dimension of space		
		1	2	3
dimension of bodies	1			
	2			
	3			

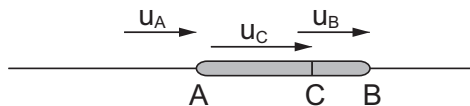
One-dimensional Soft Body Model

one-dimensional soft robot AB acts as

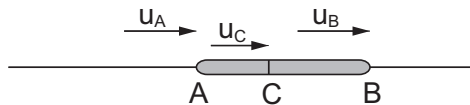


Can we conclude that AB moves but does not deform?

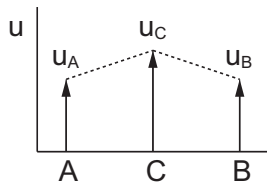
One-dimensional Soft Body Model



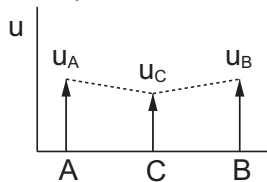
left half expands



left half shrinks

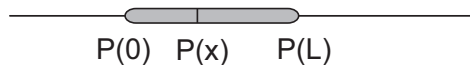


displacements

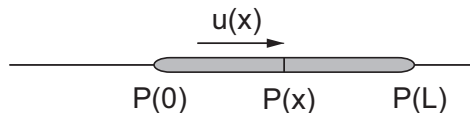


displacements

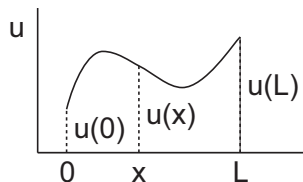
One-dimensional Soft Body Model



natural state



moved and deformed state

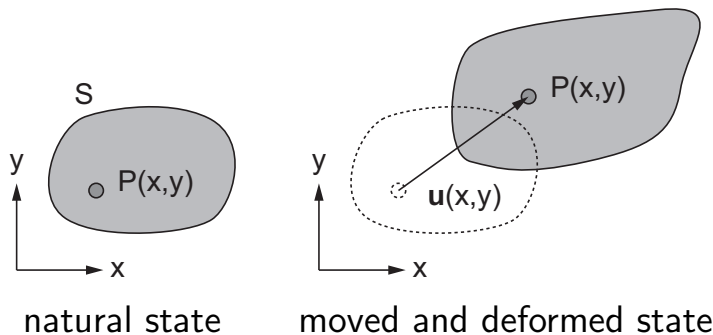


displacement function

the motion and deformation: specified by function $u(x)$,
where $x \in [0, L]$

Two-dimensional Soft Body Model

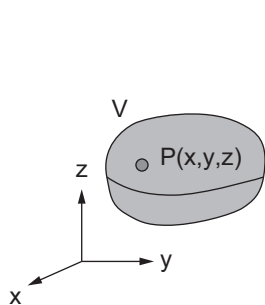
two-dimensional soft robot S acts as



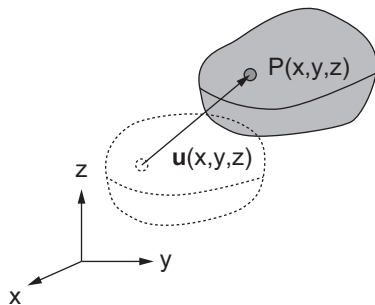
The motion and deformation: specified by a vector function $\mathbf{u}(x, y)$, that is, by its two components $u(x, y)$ and $v(x, y)$

Three-dimensional Soft Body Model

three-dimensional soft robot V acts as



natural state



moved and deformed state

The motion and deformation: specified by a vector function $\mathbf{u}(x, y, z)$, that is, by its three components $u(x, y, z)$, $v(x, y, z)$, and $w(x, y, z)$

Approach

Energies

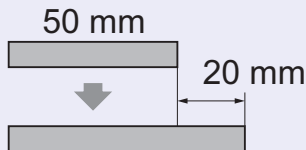
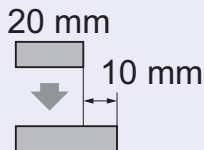
motion	kinetic energy T
deformation	strain potential energy U strain and stress

Calculation

- finite element approximation
 - divide-and-conquer approach
 - piecewise linear approximation

Strain and Stress

Which deforms more?



Strain

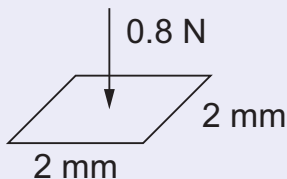
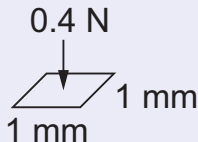
$$\text{strain} = \frac{\text{deformation}}{\text{size}}$$

$$\varepsilon = \frac{10 \text{ mm}}{20 \text{ mm}} = 0.50$$

$$\varepsilon = \frac{20 \text{ mm}}{50 \text{ mm}} = 0.40$$

Strain and Stress

Which pushes stronger?



Stress

$$\text{stress} = \frac{\text{force}}{\text{area}}$$

$$\sigma = \frac{0.4 \text{ N}}{(1 \text{ mm})^2} = 0.40 \text{ MPa}$$

$$\sigma = \frac{0.8 \text{ N}}{(2 \text{ mm})^2} = 0.20 \text{ MPa}$$

Strain and Stress (Units)

Strain

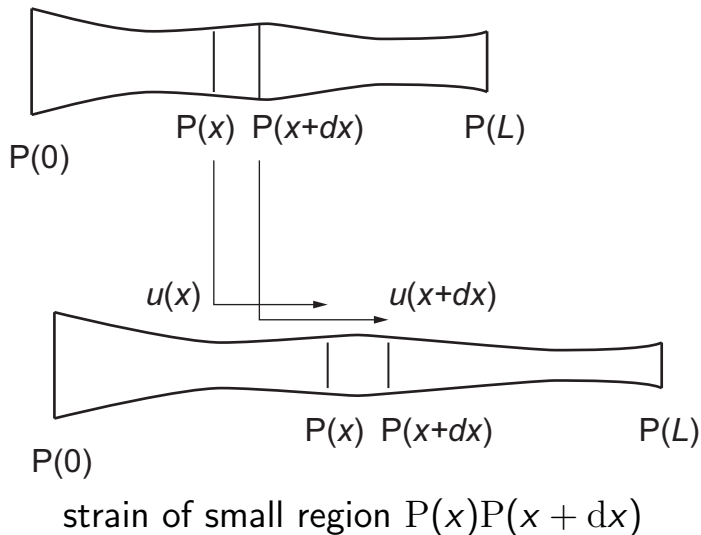
$$\frac{\text{deformation}}{\text{size}} = \frac{\text{m}}{\text{m}} = 1$$

Stress

$$\frac{\text{force}}{\text{area}} = \frac{\text{N}}{\text{m}^2} = \text{Pa}$$

$$\frac{\text{N}}{\text{mm}^2} = \frac{\text{N}}{(10^{-3} \text{ m})^2} = \frac{\text{N}}{10^{-6} \text{ m}^2} = 10^6 \frac{\text{N}}{\text{m}^2} = 10^6 \text{ Pa} = \text{MPa}$$

One-dimensional Deformation



One-dimensional Deformation

$$\text{extension} = u(x + dx) - u(x)$$

$$\begin{aligned}\text{strain} &= \frac{\text{extension}}{\text{length}} \\ &= \frac{u(x + dx) - u(x)}{dx} \approx \frac{\partial u}{\partial x}\end{aligned}$$

Strain

$$\varepsilon = \frac{\partial u}{\partial x}$$

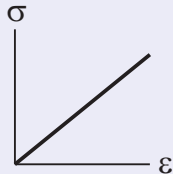
Elasticity

relationship between stress σ and strain ε

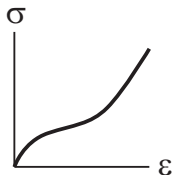
Linear elasticity

$$\sigma = E\varepsilon$$

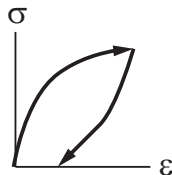
E: Young's modulus (elastic modulus)
specific to materials



in reality

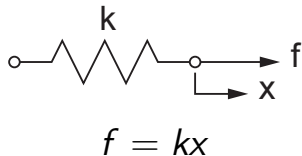
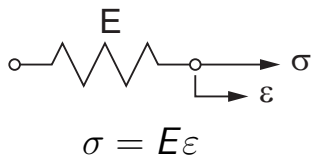


nonlinear

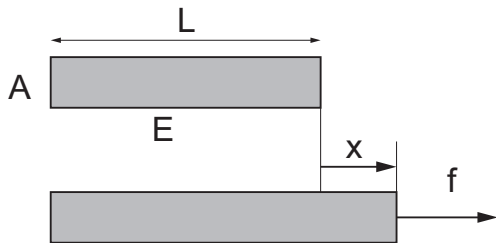


hysteresis

Elasticity



extending uniform cylinder

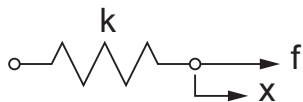
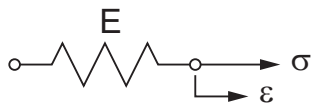


$$f = kx$$

$$k = E \frac{A}{L}$$

material geometry

Energy Density



$$U = \frac{1}{2}fx = \frac{1}{2}kx^2$$

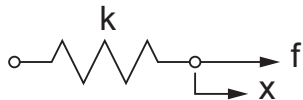
energy

N m

Energy Density



$$\frac{1}{2}\sigma\varepsilon = \frac{1}{2}E\varepsilon^2$$

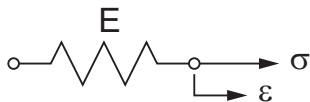


$$U = \frac{1}{2}fx = \frac{1}{2}kx^2$$

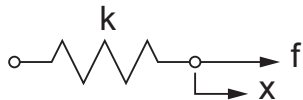
energy

N m

Energy Density



$$\frac{1}{2}\sigma\epsilon = \frac{1}{2}E\epsilon^2$$



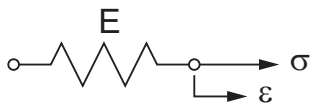
$$U = \frac{1}{2}fx = \frac{1}{2}kx^2$$

energy

$$\frac{\text{N}}{\text{m}^2} = \frac{\text{N m}}{\text{m}^3} = \frac{\text{energy}}{\text{volume}}$$

N m

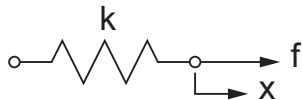
Energy Density



$$\frac{1}{2}\sigma\varepsilon = \frac{1}{2}E\varepsilon^2$$

energy density

$$\frac{\text{N}}{\text{m}^2} = \frac{\text{N m}}{\text{m}^3} = \frac{\text{energy}}{\text{volume}}$$



$$U = \frac{1}{2}fx = \frac{1}{2}kx^2$$

energy

N m

Strain Potential Energy

energy density of one-dimensional deformation

$$\frac{1}{2}E\varepsilon^2 = \frac{1}{2}E \left(\frac{\partial u}{\partial x} \right)^2$$

$A(x)$ cross-sectional area at point $P(x)$

volume = (area) · (height) = $A dx$

strain potential energy

$$\begin{aligned} U &= \int_0^L (\text{energy density}) \cdot (\text{volume}) \\ &= \int_0^L \frac{1}{2}E \left(\frac{\partial u}{\partial x} \right)^2 A dx = \int_0^L \frac{1}{2}EA \left(\frac{\partial u}{\partial x} \right)^2 dx \end{aligned}$$

Kinetic Energy

velocity of point $P(x)$

$$\dot{u} = \frac{\partial u}{\partial t}$$

mass of small region $P(x)P(x + dx)$

$$(\text{density}) \cdot (\text{volume}) = \rho \cdot A dx$$

kinetic energy

$$\begin{aligned} T &= \int_0^L \frac{1}{2} (\text{mass})(\text{velocity})^2 \\ &= \int_0^L \frac{1}{2} \rho A \left(\frac{\partial u}{\partial t} \right)^2 dx \end{aligned}$$

One-dimensional Finite Element Method

energies

strain potential energy

$$U = \int_0^L \frac{1}{2} EA \left(\frac{\partial u}{\partial x} \right)^2 dx$$

kinetic energy

$$T = \int_0^L \frac{1}{2} \rho A \left(\frac{\partial u}{\partial t} \right)^2 dx$$

How calculate energies in integral forms?

Divide-and-Conquer Approach

divide

$$\int_0^L = \int_{x_1}^{x_2} + \int_{x_2}^{x_3} + \int_{x_3}^{x_4} + \int_{x_4}^{x_5}$$

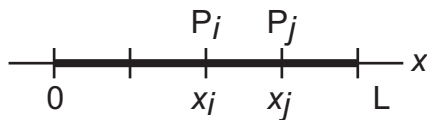
apply piecewise linear approximation

$$\int_{x_i}^{x_j} = \frac{1}{2} \begin{bmatrix} u_i & u_j \end{bmatrix} \begin{bmatrix} \quad \quad \quad \end{bmatrix} \begin{bmatrix} u_j \\ u_j \end{bmatrix}$$

synthesize

$$\int_0^L = \frac{1}{2} \begin{bmatrix} u_1 & u_2 & \cdots & u_5 \end{bmatrix} \begin{bmatrix} \quad \quad \quad \end{bmatrix} \begin{bmatrix} u_1 \\ u_2 \\ \vdots \\ u_5 \end{bmatrix}$$

Dividing Region



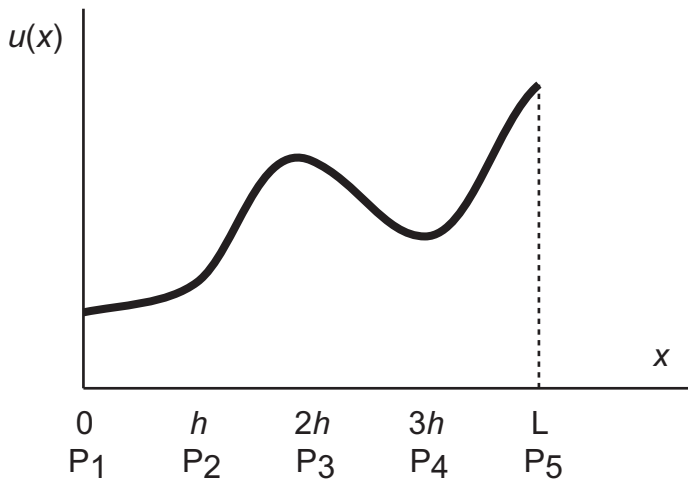
nodal points

divide $[0, L]$ into four small regions

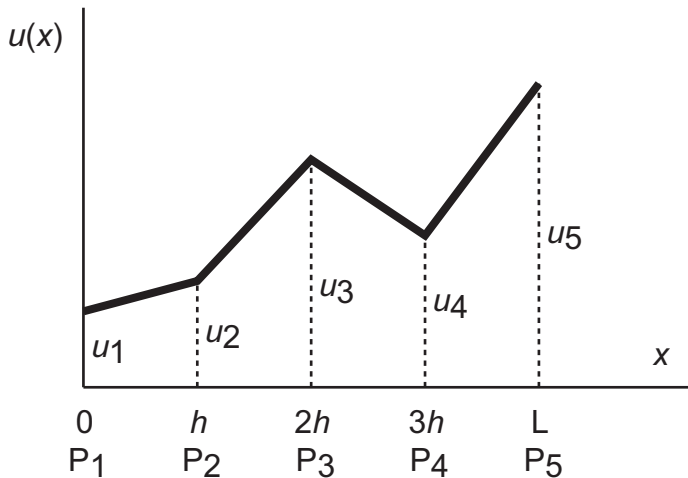
small region size $h = L/4$

$$x_1 = 0, x_2 = h, x_3 = 2h, x_4 = 3h, x_5 = L$$

Piecewise Linear Approximation



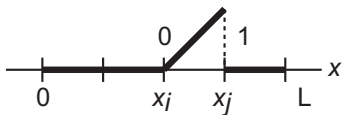
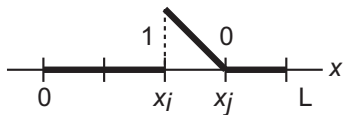
Piecewise Linear Approximation



Piecewise Linear Approximation

function $u(x)$ in small region $[x_i, x_j]$

$$u(x) = u_i N_{i,j}(x) + u_j N_{j,i}(x)$$



$$\begin{aligned} N_{i,j}(x) &= \frac{x_j - x}{h} \\ &= \begin{cases} 1 & (x = x_i) \\ 0 & (x = x_j) \end{cases} \end{aligned}$$

$$\begin{aligned} N_{j,i}(x) &= \frac{x - x_i}{h} \\ &= \begin{cases} 0 & (x = x_i) \\ 1 & (x = x_j) \end{cases} \end{aligned}$$

$$u(x_i) = u_i N_{i,j}(x_i) + u_j N_{j,i}(x_i) = u_i \cdot 1 + u_j \cdot 0 = u_i$$

$$u(x_j) = u_i N_{i,j}(x_j) + u_j N_{j,i}(x_j) = u_i \cdot 0 + u_j \cdot 1 = u_j$$

Piecewise Linear Approximation

in small region $[x_i, x_j]$

$$\begin{aligned} N_{i,j}(x) &= \frac{x_j - x}{h}, & N_{j,i}(x) &= \frac{x - x_i}{h} \\ N'_{i,j}(x) &= \frac{-1}{h}, & N'_{j,i}(x) &= \frac{1}{h} \end{aligned}$$

derivative $\partial u / \partial x$ in small region $[x_i, x_j]$

$$\begin{aligned} \frac{du}{dx} &= u_i N'_{i,j}(x) + u_j N'_{j,i}(x) \\ &= u_i \frac{-1}{h} + u_j \frac{1}{h} \\ &= \frac{-u_i + u_j}{h} \end{aligned}$$

Piecewise Linear Approximation

assume Young's modulus E is constant

$$\begin{aligned} & \int_{x_i}^{x_j} \frac{1}{2} EA \left(\frac{du}{dx} \right)^2 dx \\ &= \int_{x_i}^{x_j} \frac{1}{2} EA \left(\frac{-u_i + u_j}{h} \right)^2 dx \\ &= \frac{1}{2} \frac{E}{h^2} (-u_i + u_j)^2 \int_{x_i}^{x_j} A dx \\ &= \frac{1}{2} \begin{bmatrix} u_i & u_j \end{bmatrix} \frac{E}{h^2} \begin{bmatrix} V_{i,j} & -V_{i,j} \\ -V_{i,j} & V_{i,j} \end{bmatrix} \begin{bmatrix} u_i \\ u_j \end{bmatrix} \end{aligned}$$

Piecewise Linear Approximation

note

$$V_{i,j} = \int_{x_i}^{x_j} A dx$$

represents volume in small region $[x_i, x_j]$

assume Young's modulus E and cross-sectional area A are constant

$$\int_{x_i}^{x_j} \frac{1}{2} EA \left(\frac{du}{dx} \right)^2 dx = \frac{1}{2} \begin{bmatrix} u_i & u_j \end{bmatrix} \frac{EA}{h} \begin{bmatrix} 1 & -1 \\ -1 & 1 \end{bmatrix} \begin{bmatrix} u_i \\ u_j \end{bmatrix}$$

Synthesizing

nodal displacement vector

$$\mathbf{u}_N = \begin{bmatrix} u_1 \\ u_2 \\ \vdots \\ u_5 \end{bmatrix}$$

describes soft robot motion and deformation

Synthesizing

assume E and A are constant

$$\begin{aligned} U &= \frac{1}{2} \begin{bmatrix} u_1 & u_2 \end{bmatrix} \frac{EA}{h} \begin{bmatrix} 1 & -1 \\ -1 & 1 \end{bmatrix} \begin{bmatrix} u_1 \\ u_2 \end{bmatrix} \\ &+ \frac{1}{2} \begin{bmatrix} u_2 & u_3 \end{bmatrix} \frac{EA}{h} \begin{bmatrix} 1 & -1 \\ -1 & 1 \end{bmatrix} \begin{bmatrix} u_2 \\ u_3 \end{bmatrix} \\ &+ \frac{1}{2} \begin{bmatrix} u_3 & u_4 \end{bmatrix} \frac{EA}{h} \begin{bmatrix} 1 & -1 \\ -1 & 1 \end{bmatrix} \begin{bmatrix} u_3 \\ u_4 \end{bmatrix} \\ &+ \frac{1}{2} \begin{bmatrix} u_4 & u_5 \end{bmatrix} \frac{EA}{h} \begin{bmatrix} 1 & -1 \\ -1 & 1 \end{bmatrix} \begin{bmatrix} u_4 \\ u_5 \end{bmatrix} \end{aligned}$$

Synthesizing

strain potential energy

$$U = \frac{1}{2} \mathbf{u}_N^T \mathbf{K} \mathbf{u}_N$$

stiffness matrix

$$\mathbf{K} = \frac{EA}{h} \begin{bmatrix} 1 & -1 & & & & \\ -1 & 2 & -1 & & & \\ & -1 & 2 & -1 & & \\ & & -1 & 2 & -1 & \\ & & & -1 & 2 & -1 \\ & & & & -1 & 1 \end{bmatrix}$$

Synthesizing

strain potential energy

$$U = \frac{1}{2} \mathbf{u}_N^T \mathbf{K} \mathbf{u}_N$$

stiffness matrix

$$\mathbf{K} = \frac{EA}{h} \begin{bmatrix} 1 & -1 & & & & \\ -1 & 1+1 & -1 & & & \\ & -1 & 1+1 & -1 & & \\ & & -1 & 1+1 & -1 & \\ & & & -1 & 1+1 & -1 \\ & & & & -1 & 1 \end{bmatrix}$$

Piecewise Linear Approximation

in small region $[x_i, x_j]$

$$u = u_i N_{i,j} + u_j N_{j,i}$$

$$\dot{u} = \dot{u}_i N_{i,j} + \dot{u}_j N_{j,i}$$

assume density ρ and cross-sectional area A are constant

$$\begin{aligned} \int_{x_i}^{x_j} \frac{1}{2} \rho A \dot{u}^2 dx &= \frac{1}{2} \rho A \begin{bmatrix} \dot{u}_i & \dot{u}_j \end{bmatrix} \begin{bmatrix} h/3 & h/6 \\ h/6 & h/3 \end{bmatrix} \begin{bmatrix} \dot{u}_i \\ \dot{u}_j \end{bmatrix} \\ &= \frac{1}{2} \frac{\rho A h}{6} \begin{bmatrix} \dot{u}_i & \dot{u}_j \end{bmatrix} \begin{bmatrix} 2 & 1 \\ 1 & 2 \end{bmatrix} \begin{bmatrix} \dot{u}_i \\ \dot{u}_j \end{bmatrix} \end{aligned}$$

Synthesizing

kinetic energy

$$T = \frac{1}{2} \dot{\mathbf{u}}_N^T M \dot{\mathbf{u}}_N$$

inertia matrix

$$M = \frac{\rho Ah}{6} \begin{bmatrix} 2 & 1 & & & & \\ & 4 & 1 & & & \\ & & 1 & 4 & 1 & \\ & & & 1 & 4 & 1 \\ & & & & 1 & 2 \\ & & & & & & \end{bmatrix}$$

Dynamic Equation

energies

$$U = \frac{1}{2} \mathbf{u}_N^T \mathbf{K} \mathbf{u}_N$$
$$T = \frac{1}{2} \dot{\mathbf{u}}_N^T \mathbf{M} \dot{\mathbf{u}}_N$$

work done by external forces

$$W = \mathbf{f}^T \mathbf{u}_N$$

constraint

$$R \triangleq \mathbf{a}^T \mathbf{u}_N = 0$$

Dynamic Equation

Lagrangian

$$\mathcal{L} = T - U + W + \lambda \mathbf{a}^T \mathbf{u}_N$$

λ : Lagrange multiplier

Lagrange equation of motion and deformation

$$\begin{aligned} \frac{\partial \mathcal{L}}{\partial \mathbf{u}_N} - \frac{d}{dt} \frac{\partial \mathcal{L}}{\partial \dot{\mathbf{u}}_N} &= \mathbf{0} \\ -K \mathbf{u}_N + \mathbf{f} + \lambda \mathbf{a} - M \ddot{\mathbf{u}}_N &= \mathbf{0} \end{aligned}$$

Dynamic Equation

constraint stabilization method

$$\ddot{R} + 2\alpha\dot{R} + \alpha^2 R = 0$$

$$-\mathbf{a}^T \ddot{\mathbf{u}}_N = 2\alpha \mathbf{a}^T \dot{\mathbf{u}}_N + \alpha^2 \mathbf{a}^T \mathbf{u}_N$$

canonical form of ODE

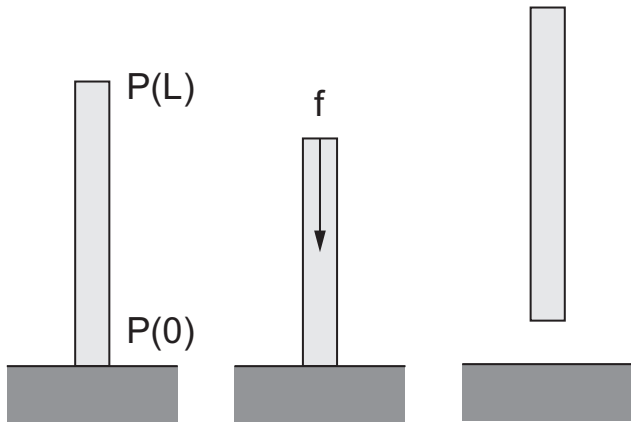
$$\dot{\mathbf{u}}_N = \mathbf{v}_N$$

$$M\dot{\mathbf{v}}_N - \lambda \mathbf{a} = -K\mathbf{u}_N + \mathbf{f}$$

$$-\mathbf{a}^T \dot{\mathbf{v}}_N = 2\alpha \mathbf{a}^T \mathbf{v}_N + \alpha^2 \mathbf{a}^T \mathbf{u}_N$$

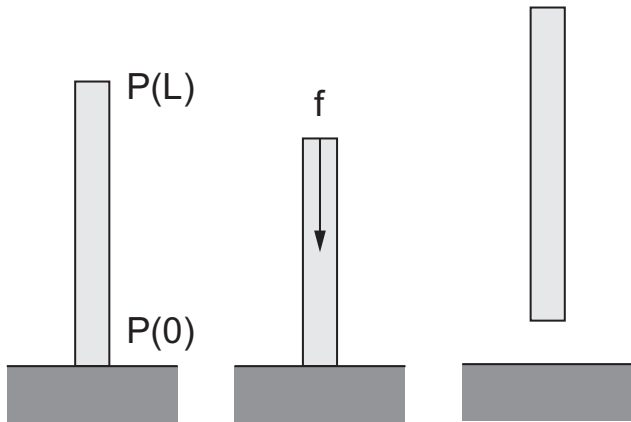
Example

one-dimensional soft body of length L and area A
Young's modulus E , viscous modulus c , density ρ



Example

$[0, t_{push}]$ fix the bottom & force f to the top
 $[t_{push}, t_{end}]$ free motion



Example

nodal point number $n = 6$

dividing $[0, L]$ into $(n - 1)$ small regions:

$$h = \frac{L}{n - 1}$$

nodal displacement vector

$$\mathbf{u}_N = \begin{bmatrix} u_1 \\ u_2 \\ \vdots \\ u_6 \end{bmatrix}$$

$$u_1 = u(0) \quad u_6 = u(L)$$

Example

$[0, t_{push}]$

constraint and work done by pushing force

$$R = u_1 = \mathbf{a}^T \mathbf{u}_N$$

$$W = f_{push} \cdot u_6 = \mathbf{f}^T \mathbf{u}_N$$

where

$$\mathbf{a} = \begin{bmatrix} 1 \\ 0 \\ \vdots \\ 0 \end{bmatrix}, \quad \mathbf{f} = \begin{bmatrix} 0 \\ \vdots \\ 0 \\ f_{push} \end{bmatrix}$$

Example

$[0, t_{push}]$

canonical form of ODE

$$\dot{\mathbf{u}}_N = \mathbf{v}_N$$
$$\begin{bmatrix} M & -\mathbf{a} \\ -\mathbf{a}^T & \lambda \end{bmatrix} \begin{bmatrix} \dot{\mathbf{v}}_N \\ \lambda \end{bmatrix} = \begin{bmatrix} -K\mathbf{u}_N - B\mathbf{v}_N + \mathbf{f} \\ 2\alpha\mathbf{a}^T\mathbf{v}_N + \alpha^2\mathbf{a}^T\mathbf{u}_N \end{bmatrix}$$

where

$$K = \frac{EA}{h} \begin{bmatrix} \end{bmatrix}$$

$-K\mathbf{u}_N$: elastic force

$$B = \frac{cA}{h} \begin{bmatrix} \end{bmatrix}$$

$-B\mathbf{v}_N$: viscous force

Example

$[t_{push}, t_{end}]$

canonical form of ODE

$$\dot{\mathbf{u}}_N = \mathbf{v}_N$$

$$M\dot{\mathbf{v}}_N = -K\mathbf{u}_N - B\mathbf{v}_N + \mathbf{f}$$

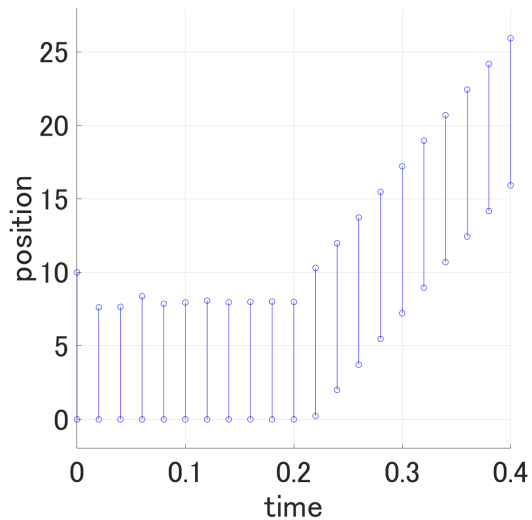
where $\mathbf{f} = [f_{floor}, 0, \dots, 0]^T$ and

$$f_{floor} = p_{floor}A$$

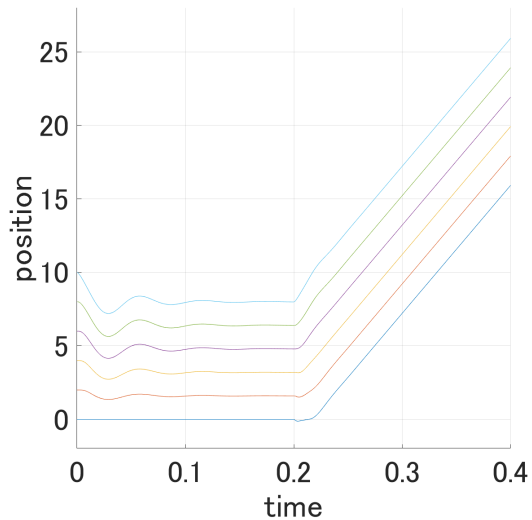
$$p_{floor} = \begin{cases} -E'_{floor}u_1 - c'_{floor}v_1 & u_1 < 0 \\ 0 & \text{otherwise} \end{cases}$$

f_{floor} : reaction force from floor (penalty method)

Example (body)



Example (nodal point position)



Two/Three-dimensional Deformation

one-dimensional deformation

extensional strain ε

Young's modulus E

strain potential energy density $\frac{1}{2}E\varepsilon^2$

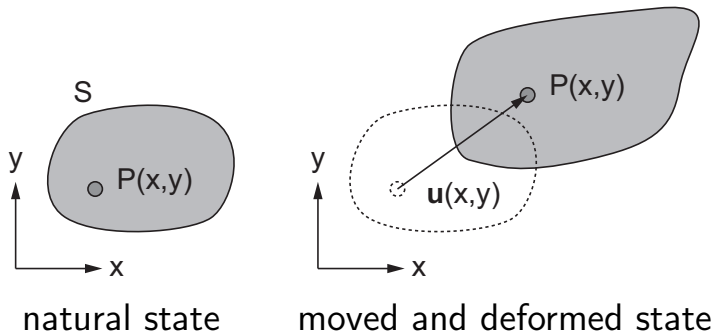
two/three-dimensional deformation

extensional & shear strains \rightarrow strain vector ε

Lamé's constants $\lambda, \mu \rightarrow$ elasticity matrix $\lambda I_\lambda + \mu I_\mu$

strain potential energy density $\frac{1}{2}\varepsilon^T(\lambda I_\lambda + \mu I_\mu)\varepsilon$

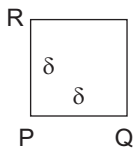
Two-dimensional Deformation



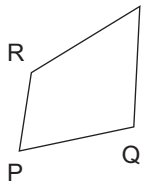
displacement vector

$$\mathbf{u}(x, y) = \begin{bmatrix} u(x, y) \\ v(x, y) \end{bmatrix}$$

Two-dimensional Deformation

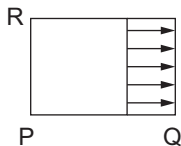


natural

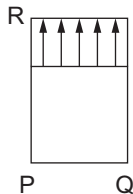


deformed and rotated

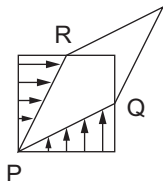
Two-dimensional Deformation



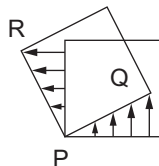
extension along x -axis



extension along y -axis



shear deformation



rotational motion

Two-dimensional Deformation

$$\frac{\partial u}{\partial x} = \text{extension along } x\text{-axis} \quad \frac{\partial v}{\partial y} = \text{extension along } y\text{-axis}$$

$$\frac{\partial v}{\partial x} = \text{shear} + \text{rotation} \quad \frac{\partial u}{\partial y} = \text{shear} - \text{rotation}$$



Cauchy strain

$$\varepsilon_{xx} = \frac{\partial u}{\partial x}, \quad \varepsilon_{yy} = \frac{\partial v}{\partial y}, \quad 2\varepsilon_{xy} = \frac{\partial u}{\partial y} + \frac{\partial v}{\partial x}$$

Two-dimensional Deformation

strain vector

$$\boldsymbol{\varepsilon} \triangleq \begin{bmatrix} \varepsilon_{xx} \\ \varepsilon_{yy} \\ 2\varepsilon_{xy} \end{bmatrix}$$

Two-dimensional Deformation

Strain potential energy density

linear isotropic elastic material

$$\frac{1}{2} \boldsymbol{\varepsilon}^T (\lambda I_\lambda + \mu I_\mu) \boldsymbol{\varepsilon}$$

where λ and μ are Lamé's constants and

$$I_\lambda = \begin{bmatrix} 1 & 1 \\ 1 & 1 \end{bmatrix}, \quad I_\mu = \begin{bmatrix} 2 & & \\ & 2 & \\ & & 1 \end{bmatrix}$$

Two-dimensional Deformation

Volume element

$$h \, dS = h \, dx \, dy$$

Strain potential energy

$$U = \int_S \frac{1}{2} \boldsymbol{\varepsilon}^T (\lambda I_\lambda + \mu I_\mu) \boldsymbol{\varepsilon} \, h \, dS$$

Two-dimensional Deformation

Volume element

$$h \, dS = h \, dx \, dy$$

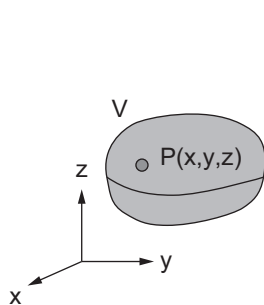
Strain potential energy

$$U = \int_S \frac{1}{2} \boldsymbol{\varepsilon}^T (\lambda I_\lambda + \mu I_\mu) \boldsymbol{\varepsilon} \, h \, dS$$

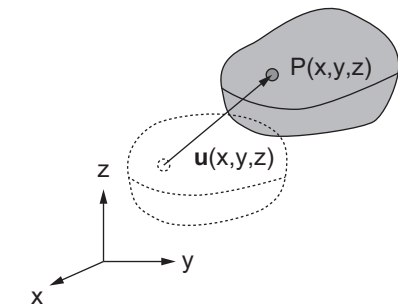
Kinetic energy

$$T = \int_S \frac{1}{2} \rho \dot{\mathbf{u}}^T \dot{\mathbf{u}} \, h \, dS$$

Three-dimensional Deformation



natural state

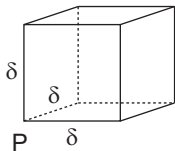


moved and deformed state

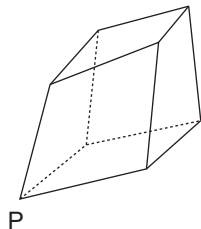
displacement vector

$$\mathbf{u}(x, y, z) = \begin{bmatrix} u(x, y, z) \\ v(x, y, z) \\ w(x, y, z) \end{bmatrix}$$

Three-dimensional Deformation



natural



deformed and rotated

Three-dimensional Deformation

	u	v	w
$\partial/\partial x$	ext. along x	shr - rot in xy	shr + rot in zx
$\partial/\partial y$	shr + rot in xy	ext. along y	shr - rot in yz
$\partial/\partial z$	shr - rot in zx	shr + rot in yz	ext. along z

$$2 \cdot \text{shear in } yz\text{-plane} = \frac{\partial v}{\partial z} + \frac{\partial w}{\partial y}$$

$$2 \cdot \text{shear in } zx\text{-plane} = \frac{\partial w}{\partial x} + \frac{\partial u}{\partial z}$$

$$2 \cdot \text{shear in } xy\text{-plane} = \frac{\partial u}{\partial y} + \frac{\partial v}{\partial x}$$

Three-dimensional Deformation

Cauchy strain

$$\begin{aligned}\varepsilon_{xx} &= \frac{\partial u}{\partial x} & \varepsilon_{yy} &= \frac{\partial v}{\partial y} & \varepsilon_{zz} &= \frac{\partial w}{\partial z} \\ 2\varepsilon_{yz} &= \frac{\partial v}{\partial z} + \frac{\partial w}{\partial y} \\ 2\varepsilon_{zx} &= \frac{\partial w}{\partial x} + \frac{\partial u}{\partial z} \\ 2\varepsilon_{xy} &= \frac{\partial u}{\partial y} + \frac{\partial v}{\partial x}\end{aligned}$$

Three-dimensional Deformation

strain vector

$$\boldsymbol{\varepsilon} = \begin{bmatrix} \varepsilon_{xx} \\ \varepsilon_{yy} \\ \varepsilon_{zz} \\ 2\varepsilon_{yz} \\ 2\varepsilon_{zx} \\ 2\varepsilon_{xy} \end{bmatrix}$$

Three-dimensional Deformation

Strain potential energy density

linear isotropic elastic material

$$\frac{1}{2} \boldsymbol{\varepsilon}^T (\lambda I_\lambda + \mu I_\mu) \boldsymbol{\varepsilon}$$

$$I_\lambda = \left[\begin{array}{ccc|c} 1 & 1 & 1 & \\ \hline 1 & 1 & 1 & \\ 1 & 1 & 1 & \end{array} \right], \quad I_\mu = \left[\begin{array}{ccc|c} 2 & & & \\ & 2 & & \\ & & 2 & \\ \hline & & & 1 \\ & & & & 1 \\ & & & & & 1 \end{array} \right]$$

Three-dimensional Deformation

Volume element

$$dV = dx dy dz$$

Strain potential energy

$$U = \int_V \frac{1}{2} \boldsymbol{\varepsilon}^T (\lambda I_\lambda + \mu I_\mu) \boldsymbol{\varepsilon} dV$$

Three-dimensional Deformation

Volume element

$$dV = dx dy dz$$

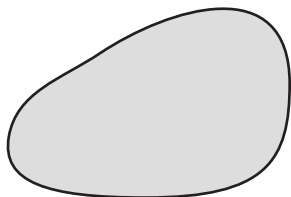
Strain potential energy

$$U = \int_V \frac{1}{2} \boldsymbol{\varepsilon}^T (\lambda I_\lambda + \mu I_\mu) \boldsymbol{\varepsilon} dV$$

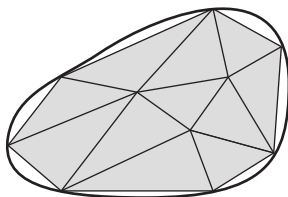
Kinetic energy

$$T = \int_V \frac{1}{2} \rho \dot{\mathbf{u}}^T \dot{\mathbf{u}} dV$$

Two-dimensional FEM

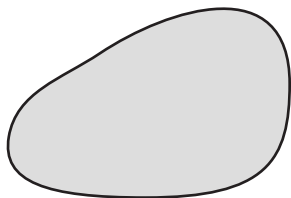


region S

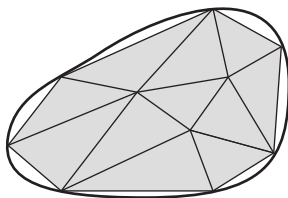


cover by triangles

Two-dimensional FEM



region S



cover by triangles

$$\int_S dS \approx \sum_{\text{triangles}} \int_{\Delta P_i P_j P_k} dS$$

Two-dimensional FEM

assume density ρ and thickness h are constants

kinetic energy of $\Delta = \Delta P_i P_j P_k$

$$T_{i,j,k} = \int_{\Delta} \frac{1}{2} \rho \dot{\mathbf{u}}^T \dot{\mathbf{u}} h \, dS$$
$$= \frac{1}{2} \begin{bmatrix} \dot{\mathbf{u}}_i^T & \dot{\mathbf{u}}_j^T & \dot{\mathbf{u}}_k^T \end{bmatrix} \frac{\rho h \Delta}{12} \begin{bmatrix} 2l_{2 \times 2} & l_{2 \times 2} & l_{2 \times 2} \\ l_{2 \times 2} & 2l_{2 \times 2} & l_{2 \times 2} \\ l_{2 \times 2} & l_{2 \times 2} & 2l_{2 \times 2} \end{bmatrix} \begin{bmatrix} \dot{\mathbf{u}}_i \\ \dot{\mathbf{u}}_j \\ \dot{\mathbf{u}}_k \end{bmatrix}$$

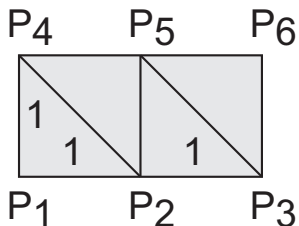
(see `Finite_Element_Approximation.pdf` for details)

Two-dimensional FEM

Partial inertia matrix

$$M_{i,j,k} = \frac{\rho h \Delta}{12} \begin{bmatrix} 2I_{2 \times 2} & I_{2 \times 2} & I_{2 \times 2} \\ I_{2 \times 2} & 2I_{2 \times 2} & I_{2 \times 2} \\ I_{2 \times 2} & I_{2 \times 2} & 2I_{2 \times 2} \end{bmatrix}$$

Example (inertia matrix)



assume $\rho h \Delta / 12$ is constantly equal to 1
partial inertia matrices

$$M_{1,2,4} = M_{2,3,5} = M_{5,4,2} = M_{6,5,3} = \begin{bmatrix} 2I_{2 \times 2} & I_{2 \times 2} & I_{2 \times 2} \\ I_{2 \times 2} & 2I_{2 \times 2} & I_{2 \times 2} \\ I_{2 \times 2} & I_{2 \times 2} & 2I_{2 \times 2} \end{bmatrix}.$$

Example (inertia matrix)

total kinetic energy

$$T = \frac{1}{2} \dot{\mathbf{u}}_{\text{N}}^{\text{T}} M \dot{\mathbf{u}}_{\text{N}}$$

$$= \frac{1}{2} \left[\begin{array}{cccccc} \dot{u}_1^{\text{T}} & \dot{u}_2^{\text{T}} & \cdots & \dot{u}_6^{\text{T}} \end{array} \right] \begin{bmatrix} & & & & & \\ & & & & & \\ & & & & & \\ & & & & & \\ & & & & & \\ & & & & & \end{bmatrix} \begin{bmatrix} \dot{u}_1 \\ \dot{u}_2 \\ \vdots \\ \dot{u}_6 \end{bmatrix}$$

M : inertia matrix (6×6 block matrix)

Example (inertia matrix)

$$M_{1,2,4} = \left[\begin{array}{c|c|c} (1, 1) \text{ block} & (1, 2) \text{ block} & (1, 4) \text{ block} \\ \hline (2, 1) \text{ block} & (2, 2) \text{ block} & (2, 4) \text{ block} \\ \hline (4, 1) \text{ block} & (4, 2) \text{ block} & (4, 4) \text{ block} \end{array} \right]$$

contribution of $M_{1,2,4}$ to M

$$\left[\begin{array}{c|c|c|c|c|c} 2I_{2 \times 2} & I_{2 \times 2} & & I_{2 \times 2} & & \\ \hline I_{2 \times 2} & 2I_{2 \times 2} & & I_{2 \times 2} & & \\ \hline & & & & & \\ \hline I_{2 \times 2} & I_{2 \times 2} & & 2I_{2 \times 2} & & \\ \hline & & & & & \\ \hline & & & & & \end{array} \right]$$

Example (inertia matrix)

$$M_{2,3,5} = \left[\begin{array}{c|c|c} (2, 2) \text{ block} & (2, 3) \text{ block} & (2, 5) \text{ block} \\ \hline (3, 2) \text{ block} & (3, 3) \text{ block} & (3, 5) \text{ block} \\ \hline (5, 2) \text{ block} & (5, 3) \text{ block} & (5, 5) \text{ block} \end{array} \right]$$

contribution of $M_{2,3,5}$ to M

$$\left[\begin{array}{c|c|c|c|c} & & & & \\ \hline & 2I_{2 \times 2} & I_{2 \times 2} & & I_{2 \times 2} \\ \hline & I_{2 \times 2} & 2I_{2 \times 2} & & I_{2 \times 2} \\ \hline & & & & \\ \hline & I_{2 \times 2} & I_{2 \times 2} & & 2I_{2 \times 2} \\ \hline & & & & \end{array} \right]$$

Example (inertia matrix)

$$M_{5,4,2} = \left[\begin{array}{c|c|c} (5, 5) \text{ block} & (5, 4) \text{ block} & (5, 2) \text{ block} \\ \hline (4, 5) \text{ block} & (4, 4) \text{ block} & (4, 2) \text{ block} \\ \hline (2, 5) \text{ block} & (2, 4) \text{ block} & (2, 2) \text{ block} \end{array} \right]$$

contribution of $M_{5,4,2}$ to M

$$\left[\begin{array}{c|c|c|c|c} & & & & \\ \hline & 2I_{2 \times 2} & & I_{2 \times 2} & I_{2 \times 2} \\ \hline & & & & \\ \hline & I_{2 \times 2} & & 2I_{2 \times 2} & I_{2 \times 2} \\ \hline & I_{2 \times 2} & & I_{2 \times 2} & 2I_{2 \times 2} \\ \hline & & & & \end{array} \right]$$

Example (inertia matrix)

$$M_{6,5,3} = \left[\begin{array}{c|c|c} (6,6) \text{ block} & (6,5) \text{ block} & (6,3) \text{ block} \\ \hline (5,6) \text{ block} & (5,5) \text{ block} & (5,3) \text{ block} \\ \hline (3,6) \text{ block} & (3,5) \text{ block} & (3,3) \text{ block} \end{array} \right]$$

contribution of $M_{6,5,3}$ to M

$$\left[\begin{array}{c|c|c|c|c} & & & & \\ \hline & & & & \\ \hline & & 2l_{2 \times 2} & & l_{2 \times 2} & l_{2 \times 2} \\ \hline & & & & & \\ \hline & & l_{2 \times 2} & & 2l_{2 \times 2} & l_{2 \times 2} \\ \hline & & l_{2 \times 2} & & l_{2 \times 2} & 2l_{2 \times 2} \end{array} \right]$$

Example (inertia matrix)

inertia matrix

$$M = M_{1,2,4} \oplus M_{2,3,5} \oplus M_{5,4,2} \oplus M_{6,5,3}$$
$$= \begin{bmatrix} 2I_{2 \times 2} & I_{2 \times 2} & & I_{2 \times 2} & & \\ I_{2 \times 2} & 6I_{2 \times 2} & I_{2 \times 2} & 2I_{2 \times 2} & 2I_{2 \times 2} & \\ & I_{2 \times 2} & 4I_{2 \times 2} & & 2I_{2 \times 2} & I_{2 \times 2} \\ I_{2 \times 2} & 2I_{2 \times 2} & & 4I_{2 \times 2} & I_{2 \times 2} & \\ & 2I_{2 \times 2} & 2I_{2 \times 2} & I_{2 \times 2} & 6I_{2 \times 2} & I_{2 \times 2} \\ & & I_{2 \times 2} & & I_{2 \times 2} & 2I_{2 \times 2} \end{bmatrix}$$

Two-dimensional FEM

assume λ , μ and h are constants

strain potential energy stored in $\Delta = \Delta P_i P_j P_k$

$$\begin{aligned} U_{i,j,k} &= \int_{\Delta} \frac{1}{2} \boldsymbol{\varepsilon}^T (\lambda I_{\lambda} + \mu I_{\mu}) \boldsymbol{\varepsilon} h \, dS \\ &= \frac{1}{2} \begin{bmatrix} \mathbf{u}_i^T & \mathbf{u}_j^T & \mathbf{u}_k^T \end{bmatrix} K_{i,j,k} \begin{bmatrix} \mathbf{u}_i \\ \mathbf{u}_j \\ \mathbf{u}_k \end{bmatrix} \end{aligned}$$

where

$$K_{i,j,k} = \lambda J_{\lambda}^{i,j,k} + \mu J_{\mu}^{i,j,k}$$

(see Finite_Element_Approximation.pdf for details)

Two-dimensional FEM

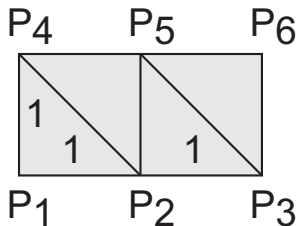
$$\mathbf{a} = \frac{1}{2\Delta} \begin{bmatrix} y_j - y_k \\ y_k - y_i \\ y_i - y_j \end{bmatrix}, \quad \mathbf{b} = \frac{-1}{2\Delta} \begin{bmatrix} x_j - x_k \\ x_k - x_i \\ x_i - x_j \end{bmatrix}$$

$$H_\lambda = \begin{bmatrix} \mathbf{a}\mathbf{a}^T & \mathbf{a}\mathbf{b}^T \\ \mathbf{b}\mathbf{a}^T & \mathbf{b}\mathbf{b}^T \end{bmatrix} h\Delta$$

$$H_\mu = \begin{bmatrix} 2\mathbf{a}\mathbf{a}^T + \mathbf{b}\mathbf{b}^T & \mathbf{b}\mathbf{a}^T \\ \mathbf{a}\mathbf{b}^T & 2\mathbf{b}\mathbf{b}^T + \mathbf{a}\mathbf{a}^T \end{bmatrix} h\Delta$$

1, 4, 2, 5, 3, 6 rows and columns of H_λ , $H_\mu \rightarrow$
1, 2, 3, 4, 5, 6 rows and columns of $J_\lambda^{i,j,k}$, $J_\mu^{i,j,k}$

Example (stiffness matrix)



assume $h = 2$

stiffness matrix

$$K = K_{1,2,4} \oplus K_{2,3,5} \oplus K_{5,4,2} \oplus K_{6,5,3}$$

Example (stiffness matrix)

assume λ and μ are constants over region

$$\begin{aligned}K &= K_{1,2,4} \oplus K_{2,3,5} \oplus K_{5,4,2} \oplus K_{6,5,3} \\&= (\lambda J_{\lambda}^{1,2,4} + \mu J_{\mu}^{1,2,4}) \oplus (\lambda J_{\lambda}^{2,3,5} + \mu J_{\mu}^{2,3,5}) \oplus \dots \\&= \lambda (J_{\lambda}^{1,2,4} \oplus J_{\lambda}^{2,3,5} \oplus \dots) + \mu (J_{\mu}^{1,2,4} \oplus J_{\mu}^{2,3,5} \oplus \dots) \\&= \lambda J_{\lambda} + \mu J_{\mu}\end{aligned}$$

where

$$\begin{aligned}J_{\lambda} &= J_{\lambda}^{1,2,4} \oplus J_{\lambda}^{2,3,5} \oplus J_{\lambda}^{5,4,2} \oplus J_{\lambda}^{6,5,3} \\J_{\mu} &= J_{\mu}^{1,2,4} \oplus J_{\mu}^{2,3,5} \oplus J_{\mu}^{5,4,2} \oplus J_{\mu}^{6,5,3}\end{aligned}$$

Example (stiffness matrix)

$$P_1 P_2 P_4: \quad \mathbf{a} = [-1, 1, 0]^T \text{ and } \mathbf{b} = [-1, 0, 1]^T$$

$$H_\lambda = \left[\begin{array}{ccc|ccc} 1 & -1 & 0 & 1 & 0 & -1 \\ -1 & 1 & 0 & -1 & 0 & 1 \\ 0 & 0 & 0 & 0 & 0 & 0 \\ \hline 1 & -1 & 0 & 1 & 0 & -1 \\ 0 & 0 & 0 & 0 & 0 & 0 \\ -1 & 1 & 0 & -1 & 0 & 1 \end{array} \right]$$
$$J_\lambda^{1,2,4} = \left[\begin{array}{cc|cc|cc} 1 & 1 & -1 & 0 & 0 & -1 \\ 1 & 1 & -1 & 0 & 0 & -1 \\ \hline -1 & -1 & 1 & 0 & 0 & 1 \\ 0 & 0 & 0 & 0 & 0 & 0 \\ \hline 0 & 0 & 0 & 0 & 0 & 0 \\ -1 & -1 & 1 & 0 & 0 & 1 \end{array} \right]$$

Example (stiffness matrix)

$$P_1 P_2 P_4: \quad \mathbf{a} = [-1, 1, 0]^T \text{ and } \mathbf{b} = [-1, 0, 1]^T$$

$$H_\mu = \left[\begin{array}{ccc|ccc} 3 & -2 & -1 & 1 & -1 & 0 \\ -2 & 2 & 0 & 0 & 0 & 0 \\ -1 & 0 & 1 & -1 & 1 & 0 \\ \hline 1 & 0 & -1 & 3 & -1 & -2 \\ -1 & 0 & 1 & -1 & 1 & 0 \\ 0 & 0 & 0 & -2 & 0 & 2 \end{array} \right]$$
$$J_\mu^{1,2,4} = \left[\begin{array}{cc|cc|cc} 3 & 1 & -2 & -1 & -1 & 0 \\ 1 & 3 & 0 & -1 & -1 & -2 \\ \hline -2 & 0 & 2 & 0 & 0 & 0 \\ -1 & -1 & 0 & 1 & 1 & 0 \\ \hline -1 & -1 & 0 & 1 & 1 & 0 \\ 0 & -2 & 0 & 0 & 0 & 2 \end{array} \right]$$

Example (stiffness matrix)

$$J_{\lambda}^{1,2,4} = J_{\lambda}^{2,3,5} = J_{\lambda}^{5,4,2} = J_{\lambda}^{6,5,3}$$

$$J_{\mu}^{1,2,4} = J_{\mu}^{2,3,5} = J_{\mu}^{5,4,2} = J_{\mu}^{6,5,3}$$

Example (stiffness matrix)

contribution of $J_{\lambda}^{1,2,4}$ to J_{λ}

1	1	-1	0		0	-1		
1	1	-1	0		0	-1		
-1	-1	1	0		0	1		
0	0	0	0		0	0		
0	0	0	0		0	0		
-1	-1	1	0		0	1		

Example (stiffness matrix)

contribution of $J_{\lambda}^{2,3,5}$ to J_{λ}

	1	1	-1	0		0	-1
	1	1	-1	0		0	-1
	-1	-1	1	0		0	1
	0	0	0	0		0	0
	0	0	0	0		0	0
	-1	-1	1	0		0	1

Example (stiffness matrix)

contribution of $J_{\lambda}^{5,4,2}$ to J_{λ}

	0	0		0	0	0	0
	0	1		1	0	-1	-1
	0	1		1	0	-1	-1
	0	0		0	0	0	0
	0	-1		-1	0	1	1
	0	-1		-1	0	1	1

Example (stiffness matrix)

contribution of $J_{\lambda}^{6,5,3}$ to J_{λ}

		0	0	0	0	0	0
		0	1	1	0	-1	-1
		0	1	1	0	-1	-1
		0	0	0	0	0	0
		0	-1	-1	0	1	1
		0	-1	-1	0	1	1

Example (stiffness matrix)

$$J_\lambda = J_\lambda^{1,2,4} \oplus J_\lambda^{2,3,5} \oplus J_\lambda^{5,4,2} \oplus J_\lambda^{6,5,3}$$

$$= \begin{bmatrix} 1 & 1 & -1 & 0 & & & 0 & -1 & & & \\ 1 & 1 & -1 & 0 & & & 0 & -1 & & & \\ \hline -1 & -1 & 2 & 1 & -1 & 0 & 0 & 1 & 0 & -1 & \\ 0 & 0 & 1 & 2 & -1 & 0 & 1 & 0 & -1 & -2 & \\ \hline & & -1 & -1 & 1 & 0 & & & 0 & 1 & 0 & 0 \\ & & 0 & 0 & 0 & 1 & & & 1 & 0 & -1 & -1 \\ \hline 0 & 0 & 0 & 1 & & & 1 & 0 & -1 & -1 & & \\ -1 & -1 & 1 & 0 & & & 0 & 1 & 0 & 0 & & \\ \hline & & 0 & -1 & 0 & 1 & -1 & 0 & 2 & 1 & -1 & -1 \\ & & -1 & -2 & 1 & 0 & -1 & 0 & 1 & 2 & 0 & 0 \\ \hline & & & & 0 & -1 & & & -1 & 0 & 1 & 1 \\ & & & & 0 & -1 & & & -1 & 0 & 1 & 1 \end{bmatrix}$$

Example (stiffness matrix)

$$J_{\mu} = J_{\mu}^{1,2,4} \oplus J_{\mu}^{2,3,5} \oplus J_{\mu}^{5,4,2} \oplus J_{\mu}^{6,5,3}$$

$$= \left[\begin{array}{cc|cc|cc|cc|cc|cc} 3 & 1 & -2 & -1 & & & -1 & 0 & & & & \\ 1 & 3 & 0 & -1 & & & -1 & -2 & & & & \\ \hline -2 & 0 & 6 & 1 & -2 & -1 & 0 & 1 & -2 & -1 & & \\ -1 & -1 & 1 & 6 & 0 & -1 & 1 & 0 & -1 & -4 & & \\ \hline & & -2 & 0 & 3 & 0 & & & 0 & 1 & -1 & -1 \\ & & -1 & -1 & 0 & 3 & & & 1 & 0 & 0 & -2 \\ \hline -1 & -1 & 0 & 1 & & & 3 & 0 & -2 & 0 & & \\ 0 & -2 & 1 & 0 & & & 0 & 3 & -1 & -1 & & \\ \hline & & -2 & -1 & 0 & 1 & -2 & -1 & 6 & 1 & -2 & 0 \\ & & -1 & -4 & 1 & 0 & 0 & -1 & 1 & 6 & -1 & -1 \\ \hline & & & & -1 & 0 & & & -2 & -1 & 3 & 1 \\ & & & & -1 & -2 & & & 0 & -1 & 1 & 3 \end{array} \right]$$

Example (stiffness matrix)

stiffness matrix

$$K = \lambda J_\lambda + \mu J_\mu$$

λ, μ material-specific

J_λ, J_μ geometric

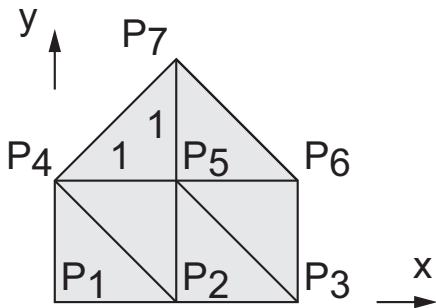
strain potential energy

$$U = \frac{1}{2} \mathbf{u}_N^T K \mathbf{u}_N$$

Inertia and Connection Matrices

Report #7 due date : Jan. 9 (Mon) 1:00 AM

Calculate inertia matrix M and connection matrices J_λ , J_μ for a two-dimensional object shown in the figure. Length of the orthogonal sides of isosceles right triangles is 1 and thickness h is equal to 2.



Computing Static Deformation

Step 1 formulate internal energy and constraints

Step 2 derive linear equation (if possible)

Step 3 solve the derived linear equation

Step 4 visualize obtained numerical solution

or

Step 1 formulate internal energy and constraints

Step 2 apply (conditional) numerical optimization
to the internal energy with constraints

Step 3 visualize obtained numerical solution

Internal energy

Strain potential energy

$$U = \frac{1}{2} \mathbf{u}_N^T \mathbf{K} \mathbf{u}_N$$

Work done by external forces

$$W = \mathbf{f}^T \mathbf{u}_N$$

Constraints

$$\mathbf{R} = \mathbf{A}^T \mathbf{u}_N - \mathbf{b} = \mathbf{0}$$

Variational principle in statics

$$\text{minimize } I = U - W$$

$$\text{subject to } \mathbf{R} = \mathbf{0}$$

Minimization

minimize $I = U - W$

subject to $R = \mathbf{0}$

\Downarrow

$$\begin{aligned} J &= U - W - \lambda^T R \\ &= \frac{1}{2} \mathbf{u}_N^T K \mathbf{u}_N - \mathbf{f}^T \mathbf{u}_N - \lambda^T (A^T \mathbf{u}_N - \mathbf{b}) \end{aligned}$$

\Downarrow

Minimization

$$\frac{\partial J}{\partial \mathbf{u}_N} = K \mathbf{u}_N - \mathbf{f} - A \boldsymbol{\lambda} = \mathbf{0}$$

$$\frac{\partial J}{\partial \boldsymbol{\lambda}} = -(A^T \mathbf{u}_N - \mathbf{b}) = \mathbf{0}$$



$$\begin{bmatrix} K & -A \\ -A^T & \end{bmatrix} \begin{bmatrix} \mathbf{u}_N \\ \boldsymbol{\lambda} \end{bmatrix} = \begin{bmatrix} \mathbf{f} \\ -\mathbf{b} \end{bmatrix}$$

solving the above linear equation numerically yields displacement vector \mathbf{u}_N

Implementation

two-dimensional finite element calculation on MATLAB

`https://www.hirailab.com/edu/common/
soft_robotics/Physics_Soft_Bodies.html`

Classes : NodalPoint, Triangle, Body

Implementation

```
classdef NodalPoint
    properties
        Coordinates;
        Displacement;
        Velocity
    end
    methods
        function obj = NodalPoint(p)
            obj.Coordinates = p;
        end
    end
end
```

Implementation

```
classdef Triangle
    properties
        Vertices;
        Area;
        Thickness;
        Density; lambda; mu;
        vector_a; vector_b;
        u_x; u_y; v_x; v_y;
        Cauchy_strain;
        Green_strain;
        Partial_J_lambda; Partial_J_mu;
        Partial_Stiffness_Matrix;
        Partial_Inertia_Matrix;
        Partial_Gravitational_Vector;
    end
    methods
```

Implementation

```
classdef Body
    properties
        numNodalPoints; NodalPoints;
        numTriangles; Triangles;
        strain_potential_energy;
        gravitational_potential_energy;
        J_lambda; J_mu;
        Stiffness_Matrix;
        Inertia_Matrix;
        Gravitational_Vector;
    end
    methods
        function obj = Body(npoints, points, ntris, tris,
            obj.numNodalPoints = npoints;
            for k=1:npoints
                pt(k) = NodalPoint(points(:,k));
```

Implementation

methods of class Triangle

`partial_derivatives` calculating partial derivatives $\partial u/\partial x$, $\partial u/\partial y$,
 $\partial v/\partial x$, $\partial v/\partial y$

`calculate_Cauchy_strain` calculating Cauchy strain in the triangle

`partial_strain_potential_energy` strain potential energy stored in the
triangle

`calculate_Green_strain` calculating Green strain in the triangle

`partial_strain_potential_energy_Green_strain` strain potential energy
using Green strain

`partial_gravitational_potential_energy` gravitational potential energy
stored in the triangle

`partial_stiffness_matrix` calculating partial stiffness matrix $K_{i,j,k}$

`partial_inertia_matrix` calculating partial inertia matrix $M_{i,j,k}$

`partial_gravitational_vector` calculating partial gravitational vector
 $\mathbf{g}_{i,j,k}$

Implementation

methods of class Body

`total_strain_potential_energy` calculating strain potential energy stored in the body

`total_strain_potential_energy_Green_strain` strain potential energy using Green strain

`total_gravitational_potential_energy` gravitational potential energy stored in the body

`calculate_stiffness_matrix` calculating stiffness matrix K

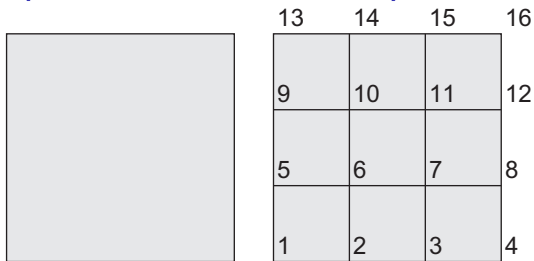
`calculate_inertia_matrix` calculating inertia matrix M

`calculate_gravitational_vector` calculating gravitational vector \mathbf{g}

`constraint_matrix` constraint matrix when specified nodal points are fixed

`draw` draw the shape of the body

Example (static simulation)



Sample program 'get_started.m'.

$$\text{points} = \begin{bmatrix} 0 & 1 & 2 & 3 & 0 & 1 & \dots & 2 & 3 \\ 0 & 0 & 0 & 0 & 1 & 1 & \dots & 3 & 3 \end{bmatrix}$$

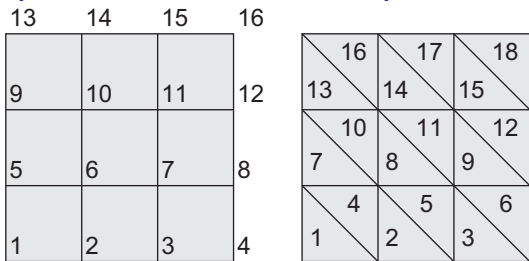
Example (static simulation)

	13	14	15	16
9		10	11	12
5		6	7	8
1		2	3	4

	16	17	18
13		14	15
10		11	12
7		8	9
4		5	6
1		2	3

$$\text{triangles} = \begin{bmatrix} 1 & 2 & 5 \\ 2 & 3 & 6 \\ 3 & 4 & 7 \\ 6 & 5 & 2 \\ \vdots & & \\ 15 & 14 & 11 \\ 16 & 15 & 12 \end{bmatrix}$$

Example (static simulation)



```
npoints = size(points,2);  
ntriangles = size(triangles,1);  
thickness = 1;  
elastic = Body(npoints, points, ntriangles, tria
```

Variable 'elastic' represents the rectangle body.

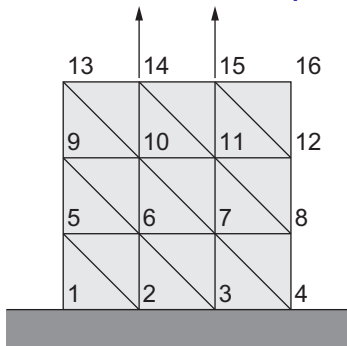
Example (static simulation)

Defining elastic property to calculate stiffness matrix.

```
% E = 0.1 MPa; \nu = 0.48; rho = 1 g/cm^2
Young = 1.0*1e+6; nu = 0.48; density = 1.00;
[ lambda, mu ] = Lamé_constants( Young, nu );
elastic = elastic.mechanical_parameters(density

% stiffness matrix
elastic = elastic.calculate_stiffness_matrix;
K = elastic.Stiffness_Matrix;
```

Example (static simulation)

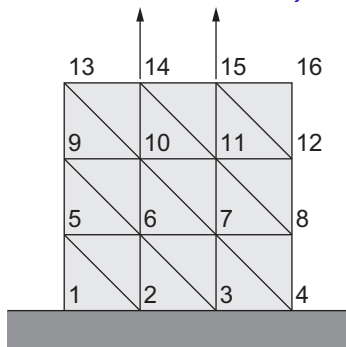


Bottom face is fixed to floor.

Edge $P_{14}P_{15}$ is pulled up / pushed down.

$$A^T \mathbf{u}_N = \mathbf{b}$$

Example (static simulation)



```
% constraints
```

```
nconstraints = 12;
```

```
A = elastic.constraint_matrix([1, 2, 3, 4, 14, 15]);
```

```
dy = -0.3;
```

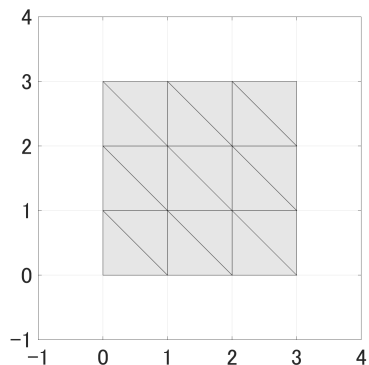
```
b = [ 0;0; 0;0; 0;0; 0;0; 0;dy; 0;dy ];
```

Example (static simulation)

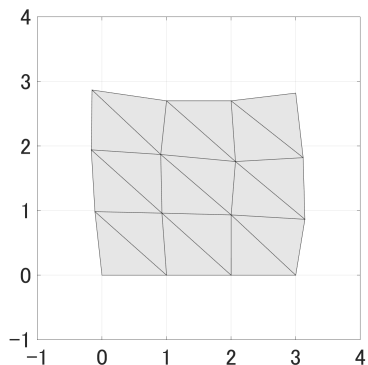
Building and solving linear equation

```
mat = [ K, -A; -A', zeros(nconstraints,nconstraints) ];  
vec = [ zeros(2*npoints,1); -b ];  
sol = mat \ vec;  
un = sol(1:2*npoints);
```

Example (static simulation)



natural



deformed

Computing Dynamic Deformation

- Step 1 formulate Lagrangian
- Step 2 derive Lagrange equations of motion and deformation
- Step 3 derive equations for constraint stabilization (if necessary)
- Step 4 formulate canonical form of ODEs
- Step 5 solve the canonical form of ODEs
- Step 6 visualize obtained numerical solution

Lagrange equation

Kinetic and strain potential energies

$$T = \frac{1}{2} \dot{\mathbf{u}}_N^T M \dot{\mathbf{u}}_N, \quad U = \frac{1}{2} \mathbf{u}_N^T K \mathbf{u}_N$$

Work done by external forces

$$W = \mathbf{f}^T \mathbf{u}_N$$

Constraints

$$\mathbf{R} = \mathbf{A}^T \mathbf{u}_N - \mathbf{b}(t) = \mathbf{0}$$

Lagrangian

$$\mathcal{L} = T - U + W + \boldsymbol{\lambda}^T \mathbf{R}$$

Lagrange equation

Lagrange equation of motion and deformation

$$\frac{\partial \mathcal{L}}{\partial \mathbf{u}} - \frac{d}{dt} \frac{\partial \mathcal{L}}{\partial \dot{\mathbf{u}}} = \mathbf{0}$$

\Downarrow

$$-K \mathbf{u}_N + \mathbf{f} + A \boldsymbol{\lambda} - M \ddot{\mathbf{u}}_N = \mathbf{0}$$

\Downarrow

$$\dot{\mathbf{u}}_N = \mathbf{v}_N$$

$$M \dot{\mathbf{v}}_N - A \boldsymbol{\lambda} = -K \mathbf{u}_N + \mathbf{f}$$

Constraint stabilization

Equations for constraint stabilization

$$\ddot{\mathbf{R}} + 2\alpha\dot{\mathbf{R}} + \alpha^2\mathbf{R} = \mathbf{0}$$

\Downarrow

$$(A^T \ddot{\mathbf{u}}_N - \ddot{\mathbf{b}}(t)) + 2\alpha(A^T \dot{\mathbf{u}}_N - \dot{\mathbf{b}}(t)) + \alpha^2(A^T \mathbf{u}_N - \mathbf{b}(t)) = \mathbf{0}$$

\Downarrow

$$-A^T \dot{\mathbf{v}}_N = -\ddot{\mathbf{b}}(t) + 2\alpha(A^T \mathbf{v}_N - \dot{\mathbf{b}}(t)) + \alpha^2(A^T \mathbf{u}_N - \mathbf{b}(t))$$

Ordinary differential equations

Canonical form

$$\dot{\mathbf{u}}_N = \mathbf{v}_N$$
$$\begin{bmatrix} M & -A \\ -A^T & 0 \end{bmatrix} \begin{bmatrix} \dot{\mathbf{v}}_N \\ \lambda \end{bmatrix} = \begin{bmatrix} -K\mathbf{u}_N + \mathbf{f} \\ \mathbf{C}(\mathbf{u}_N, \mathbf{v}_N) \end{bmatrix}$$

where

$$\mathbf{C}(\mathbf{u}_N, \mathbf{v}_N) = -\ddot{\mathbf{b}}(t) + 2\alpha(A^T \mathbf{v}_N - \dot{\mathbf{b}}(t)) + \alpha^2(A^T \mathbf{u}_N - \mathbf{b}(t))$$

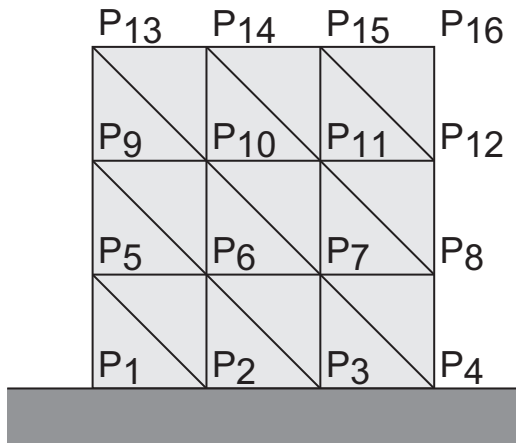
any ODE solver can be applied to the canonical form

Example (dynamic simulation)

two-dimensional square soft body of width w

Young's modulus E , viscous modulus c , density ρ

divide square into $3 \times 3 \times 2$ triangles

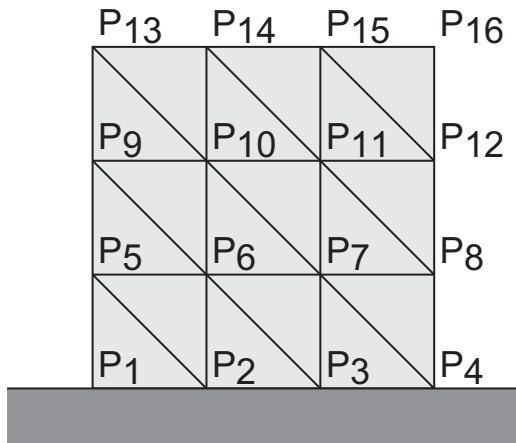


Example (dynamic simulation)

$[0, t_{push}]$ fix the bottom & push $P_{14}P_{15}$ downward

$[t_{push}, t_{hold}]$ fix the bottom & keep $P_{14}P_{15}$

$[t_{hold}, t_{end}]$ fix the bottom & release $P_{14}P_{15}$



Example (dynamic simulation)

$[0, t_{push}]$ pushing velocity v_{push}

$$\mathbf{u}_1 = \mathbf{u}_2 = \mathbf{u}_3 = \mathbf{u}_4 = \mathbf{0}$$

$$\mathbf{u}_{14} = \mathbf{u}_{15} = \mathbf{0} + \mathbf{v}_{push}t$$

where $\mathbf{v}_{push} = [0, -v_{push}]^T$

$$A^T = \begin{bmatrix} / & & & & \dots & & \\ & / & & & \dots & & \\ & & / & & \dots & & \\ & & & / & \dots & & \\ & & & & \dots & / & \\ & & & & \dots & & / \end{bmatrix}$$

1 2 3 4 14 15-th block columns

Example (dynamic simulation)

$[0, t_{push}]$

note

$$A^T \mathbf{u}_N = \begin{bmatrix} \mathbf{u}_1 \\ \mathbf{u}_2 \\ \mathbf{u}_3 \\ \mathbf{u}_4 \\ \mathbf{u}_{14} \\ \mathbf{u}_{15} \end{bmatrix}$$

specifies nodal points under constraints

Example (dynamic simulation)

$[0, t_{push}]$

$$\mathbf{b}(t) = \mathbf{b}_0 + \mathbf{b}_1 t$$

where

$$\mathbf{b}_0 = \begin{bmatrix} \mathbf{0} \\ \mathbf{0} \\ \mathbf{0} \\ \mathbf{0} \\ \mathbf{0} \\ \mathbf{0} \end{bmatrix}, \quad \mathbf{b}_1 = \begin{bmatrix} \mathbf{0} \\ \mathbf{0} \\ \mathbf{0} \\ \mathbf{0} \\ \mathbf{v}_{push} \\ \mathbf{v}_{push} \end{bmatrix}$$

note $\dot{\mathbf{b}}(t) = \mathbf{b}_1$ and $\ddot{\mathbf{b}}(t) = \mathbf{0}$, yielding

$$\mathbf{C}(\mathbf{u}_N, \mathbf{v}_N) = 2\alpha(A^T \mathbf{v}_N - \mathbf{b}_1) + \alpha^2(A^T \mathbf{u}_N - (\mathbf{b}_0 + \mathbf{b}_1 t))$$

Example (dynamic simulation)

$[t_{push}, t_{hold}]$

$$b_0 = \begin{bmatrix} 0 \\ 0 \\ 0 \\ 0 \\ v_{push} t_{push} \\ v_{push} t_{push} \end{bmatrix}, \quad b_1 = \begin{bmatrix} 0 \\ 0 \\ 0 \\ 0 \\ 0 \\ 0 \end{bmatrix}$$

Example (dynamic simulation)

$[t_{hold}, t_{end}]$

$$\mathbf{u}_1 = \mathbf{u}_2 = \mathbf{u}_3 = \mathbf{u}_4 = \mathbf{0}$$

$$A^T = \begin{bmatrix} I & & & \cdots \\ & I & & \cdots \\ & & I & \cdots \\ & & & I & \cdots \end{bmatrix}$$

$$\mathbf{b}_0 = \begin{bmatrix} \mathbf{0} \\ \mathbf{0} \\ \mathbf{0} \\ \mathbf{0} \end{bmatrix}, \quad \mathbf{b}_1 = \begin{bmatrix} \mathbf{0} \\ \mathbf{0} \\ \mathbf{0} \\ \mathbf{0} \end{bmatrix}$$

Example (dynamic simulation)

```
% Dynamic deformation of an elastic square object (4*time
% g, cm, sec

addpath(' ../two_dim_fea');

width = 30; height = 30; thickness = 1;
m = 4; n = 4;
[points, triangles] = rectangular_object(m, n, width, hei

% E = 1 MPa; c = 0.04 kPa s; rho = 1 g/cm^2
Young = 10.0*1e+6; c = 0.4*1e+3; nu = 0.48; density = 1.0
[lambda, mu] = Lamé_constants(Young, nu);
[lambda_vis, mu_vis] = Lamé_constants(c, nu);

npoints = size(points,2);
ntriangles = size(triangles,1);
```

Example (dynamic simulation)

```
elastic = Body(npoints, points, ntriangles, triangles, th  
elastic = elastic.mechanical_parameters(density, lambda,  
elastic = elastic.viscous_parameters(lambda_vis, mu_vis);  
elastic = elastic.calculate_stiffness_matrix;  
elastic = elastic.calculate_damping_matrix;  
elastic = elastic.calculate_inertia_matrix;
```

```
tp = 0.5; vpush = 0.8*(height/3)/tp;  
th = 0.5;  
tf = 2.0;
```

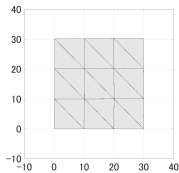
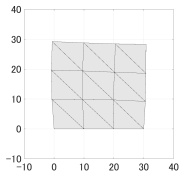
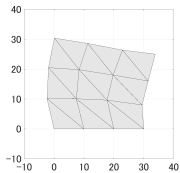
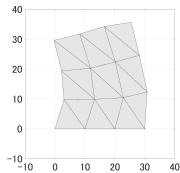
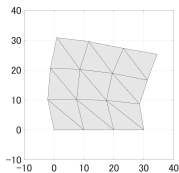
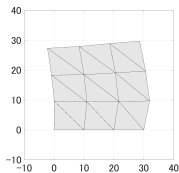
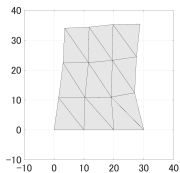
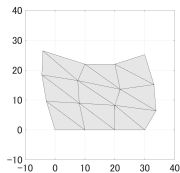
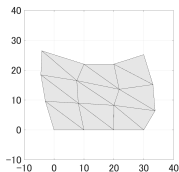
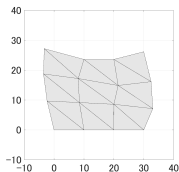
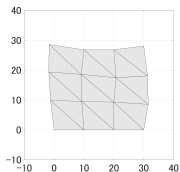
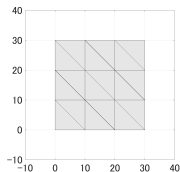
```
alpha = 1e+6;
```

Example (dynamic simulation)

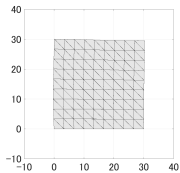
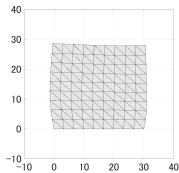
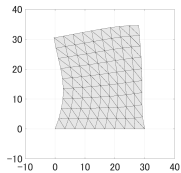
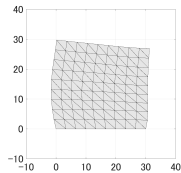
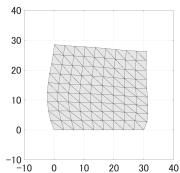
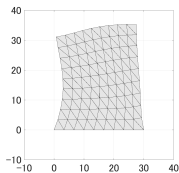
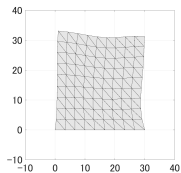
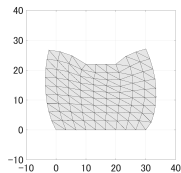
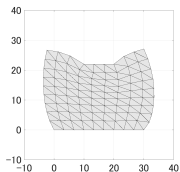
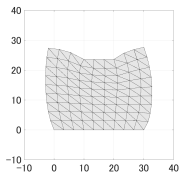
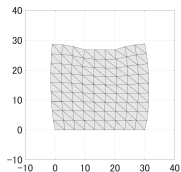
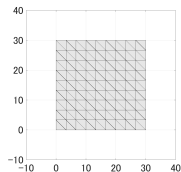
```
% pushing top region
A = elastic.constraint_matrix([1,2,3,4,14,15]);
b0 = zeros(2*6,1);
b1 = [ zeros(2*4,1); 0; -vpush; 0; -vpush ];
interval = [0, tp];
qinit = zeros(4*npoints,1);
square_object_push = @(t,q) square_object_constraint_param(t,q)
[time_push, q_push] = ode15s(square_object_push, interval, qinit);

% holding top region
b0 = [ zeros(2*4,1); 0; -vpush*tp; 0; -vpush*tp ];
b1 = zeros(2*6,1);
interval = [tp, tp+th];
qinit = q_push(end,:);
square_object_hold = @(t,q) square_object_constraint_param(t,q)
[time_hold, q_hold] = ode15s(square_object_hold, interval, qinit);
```

Example (dynamic simulation)



Example (dynamic simulation)

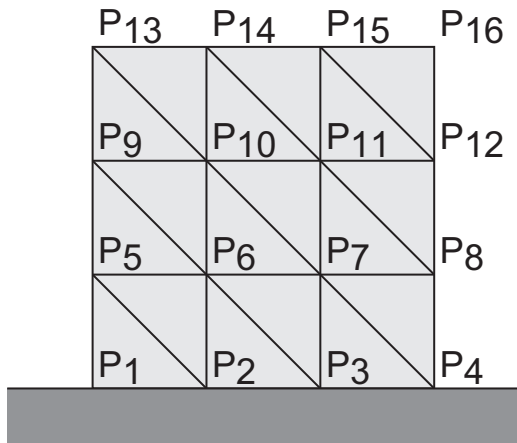


Example (dynamic simulation)

two-dimensional square soft body of width w

Young's modulus E , viscous modulus c , density ρ

divide square into $3 \times 3 \times 2$ triangles

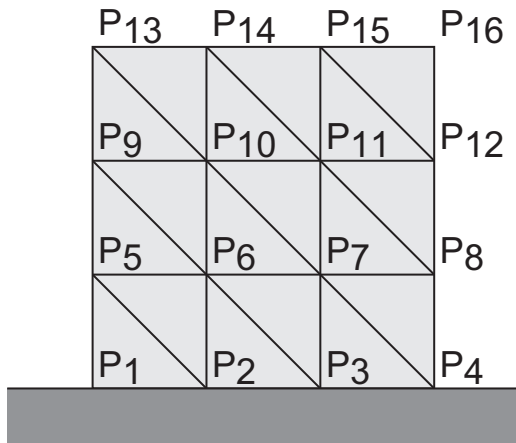


Example (dynamic simulation)

$[0, t_{push}]$ fix the bottom & push $P_{14}P_{15}$ downward

$[t_{push}, t_{hold}]$ fix the bottom & keep $P_{14}P_{15}$

$[t_{hold}, t_{end}]$ free (reaction force by penalty method)



Example (dynamic simulation)

```
% Jumping of an elastic square object (4&times;4)
% g, cm, sec

addpath(' ../two_dim_fea');

width = 30; height = 30; thickness = 1;
m = 4; n = 4;
[points, triangles] = rectangular_object(m, n, width, height);

% E = 1 MPa; c = 0.04 kPa s; rho = 1 g/cm^2
Young = 10.0*1e+6; c = 0.4*1e+3; nu = 0.48; density = 1.0
% Kfloor = 0.002 MPa/m = 2 KPa/cm
Epfloor = 0.02*1e+6;
[lambda, mu] = Lamé_constants(Young, nu);
[lambda_vis, mu_vis] = Lamé_constants(c, nu);
```

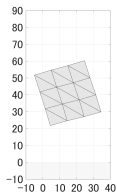
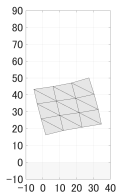
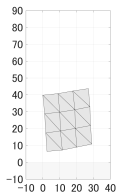
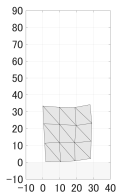
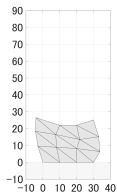
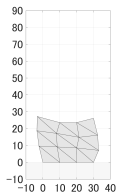
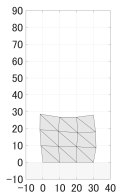
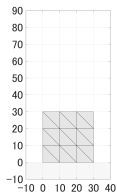
Example (dynamic simulation)

```
% holding top region
b0 = [ zeros(2*4,1); 0; -vpush*tp; 0; -vpush*tp ];
b1 = zeros(2*6,1);
interval = [tp, tp+th];
qinit = q_push(end,:);
square_object_hold = @(t,q) square_object_constraint_param(t,q)
[time_hold, q_hold] = ode15s(square_object_hold, interval, qinit);

% releasing all constraints
floor_force = @(t,npoints,un,vn) floor_force_param(t,npoints,un,vn);
interval = [tp+th, tp+th+tf];
qinit = q_hold(end,:);
square_object_free = @(t,q) square_object_free_param(t,q);
[time_free, q_free] = ode15s(square_object_free, interval, qinit);

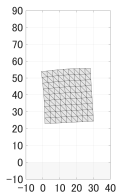
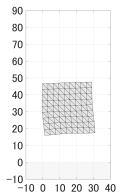
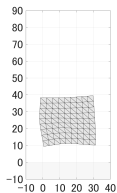
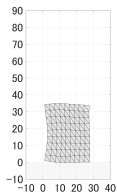
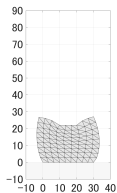
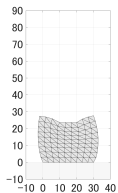
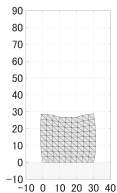
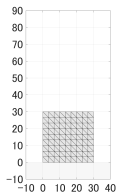
time = [time_push; time_hold; time_free];
```

Example (dynamic simulation)



jump simulation movie

Example (dynamic simulation)



jump simulation movie

Example (dynamic simulation)

- motion and deformation can be simulated properly
- results depend on mesh and include artifacts
- finer mesh yields better result but needs more computation time

Summary

energies in integral forms

potential energy

$$U = \int (\text{potential energy density}) \cdot (\text{volume element})$$

kinetic energy

$$T = \int (\text{kinetic energy density}) \cdot (\text{volume element})$$

Summary

integrals

$$\int_{\text{region}} = \sum_{\text{small regions}} \int_{\text{small region}}$$

1D line segments

2D triangles / rectangles / ...

3D tetrahedra / cubes / ...

Summary

one-dimensional deformation

extensional strain ε

Young's modulus E

strain potential energy density $\frac{1}{2}E\varepsilon^2$

kinetic energy density $\frac{1}{2}\rho\dot{\varepsilon}^2$

volume element $A dx$

Summary

two/three-dimensional deformation

strain vector	$\boldsymbol{\varepsilon}$ (extensional & shear strains)
elasticity matrix	$\lambda I_\lambda + \mu I_\mu$ (Lamé's constants λ, μ)
strain potential energy density	$\frac{1}{2} \boldsymbol{\varepsilon}^T (\lambda I_\lambda + \mu I_\mu) \boldsymbol{\varepsilon}$
kinetic energy density	$\frac{1}{2} \rho \dot{\boldsymbol{\varepsilon}}^T \dot{\boldsymbol{\varepsilon}}$
volume element	$h \, dS$ or dV

Summary

strain potential energy

quadratic form with respect to \mathbf{u}_N

$$U = \frac{1}{2} \mathbf{u}_N^T K \mathbf{u}_N \quad (K: \text{stiffness matrix})$$

kinetic energy

quadratic form with respect to $\dot{\mathbf{u}}_N$

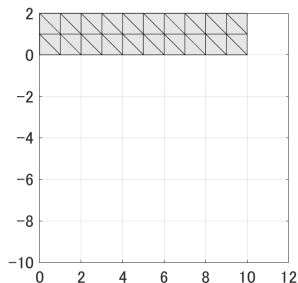
$$T = \frac{1}{2} \dot{\mathbf{u}}_N^T M \dot{\mathbf{u}}_N \quad (M: \text{inertia matrix})$$

Calculating based on Cauchy Strain

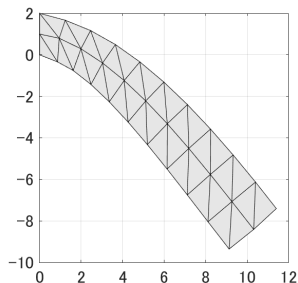
elastic beam

one end of the beam is fixed to a wall

force is applied to the center of the other end



natural



deformed

Calculating based on Cauchy Strain

Cauchy strain

$$\varepsilon_{xx} = \frac{\partial u}{\partial x}, \quad \varepsilon_{yy} = \frac{\partial v}{\partial y}, \quad 2\varepsilon_{xy} = \frac{\partial u}{\partial y} + \frac{\partial v}{\partial x}$$

Displacements caused by pure rotation

$$\begin{aligned} \begin{bmatrix} u \\ v \end{bmatrix} &= \begin{bmatrix} C_\theta & -S_\theta \\ S_\theta & C_\theta \end{bmatrix} \begin{bmatrix} x \\ y \end{bmatrix} - \begin{bmatrix} x \\ y \end{bmatrix} \\ &= \begin{bmatrix} C_\theta - 1 & -S_\theta \\ S_\theta & C_\theta - 1 \end{bmatrix} \begin{bmatrix} x \\ y \end{bmatrix} \end{aligned}$$



Calculating based on Cauchy Strain

Cauchy strain

$$\varepsilon_{xx} = \frac{\partial u}{\partial x} = C_\theta - 1$$

$$\varepsilon_{yy} = \frac{\partial v}{\partial y} = C_\theta - 1$$

$$2\varepsilon_{xy} = \frac{\partial u}{\partial y} + \frac{\partial v}{\partial x} = (-S_\theta) + S_\theta = 0$$

Pure rotation (no deformation) yields non-zero Cauchy strain components

Green Strain

Green strain

$$\mathbf{E} = \begin{bmatrix} E_{xx} \\ E_{yy} \\ 2E_{xy} \end{bmatrix}$$

Green strain components

$$E_{xx} = u_x + \frac{1}{2}(u_x^2 + v_x^2)$$

$$E_{yy} = v_y + \frac{1}{2}(u_y^2 + v_y^2)$$

$$2E_{xy} = u_y + v_x + (u_x u_y + v_x v_y)$$

Green Strain

under pure rotation

$$\begin{aligned} E_{xx} &= u_x + \frac{1}{2}(u_x^2 + v_x^2) \\ &= (C_\theta - 1) + \frac{1}{2} \{ (C_\theta - 1)^2 + (S_\theta)^2 \} \\ &= 0 \\ E_{yy} &= u_y + \frac{1}{2}(u_y^2 + v_y^2) \\ &= (C_\theta - 1) + \frac{1}{2} \{ (-S_\theta)^2 + (C_\theta - 1)^2 \} \\ &= 0 \end{aligned}$$

Green Strain

under pure rotation

$$\begin{aligned}2E_{xy} &= u_y + v_x + (u_x u_y + v_x v_y) \\ &= (-S_\theta) + (S_\theta) + \{(C_\theta - 1)(-S_\theta) + (S_\theta)(C_\theta - 1)\} \\ &= 0\end{aligned}$$

Pure rotation (no deformation) yields
Green strain components be zero



able to eliminate effect of rotation
rotation-invariant strain

Calculating based on Green Strain

Calculating Green strain energy stored in $\Delta P_i P_j P_k$

- calculate vector \mathbf{a} and \mathbf{b}
- calculate partial derivatives $\partial u/\partial x$, $\partial u/\partial y$, $\partial v/\partial x$, and $\partial v/\partial y$
- calculate Green strain components
- calculate $U_{i,j,k} = (1/2) \mathbf{E}^T K_{i,j,k} \mathbf{E}$

$$\text{minimize } I(\mathbf{u}_N) = U - W$$

$$\text{subject to } A^T \mathbf{u}_N = \mathbf{0}$$

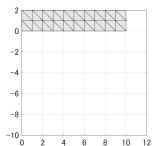
Applying `fmincon` results in static deformation

Calculating based on Green Strain

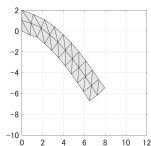
elastic beam

one end of the beam is fixed to a wall

force is applied to the center of the other end

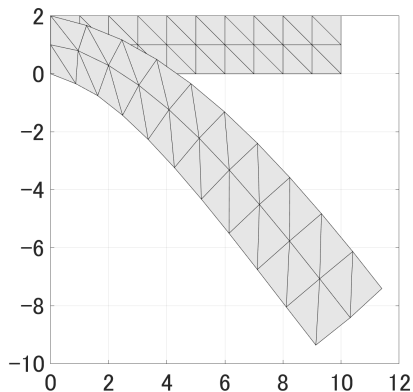


natural

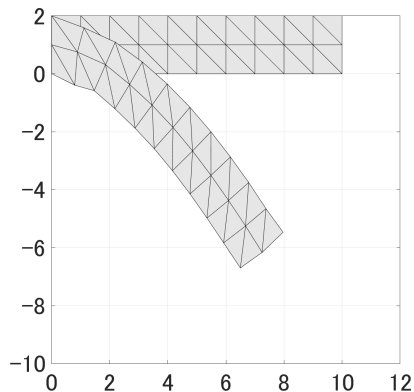


deformed

Calculating based on Green Strain



Cauchy strain



Green strain

Green Strain

two neighboring points $P(x, y)$ and $Q(x + \delta x, y + \delta y)$
square of distance between P and Q in natural shape

$$(\delta s)^2 = \delta x^2 + \delta y^2$$

vector from P to Q in deformed shape

$$\begin{aligned} & \begin{bmatrix} \delta x \\ \delta y \end{bmatrix} + \begin{bmatrix} u(x + \delta x, y + \delta y) \\ v(x + \delta x, y + \delta y) \end{bmatrix} - \begin{bmatrix} u(x, y) \\ v(x, y) \end{bmatrix} \\ &= \begin{bmatrix} \delta x \\ \delta y \end{bmatrix} + \begin{bmatrix} u_x \delta x + u_y \delta y \\ v_x \delta x + v_y \delta y \end{bmatrix} \end{aligned}$$

Green Strain

square of distance between P and Q in deformed shape

$$(\delta s')^2 = (\delta x + u_x \delta x + u_y \delta y)^2 + (\delta y + v_x \delta x + v_y \delta y)^2$$

difference

$$\begin{aligned}(\delta s')^2 - (\delta s)^2 &= 2\delta x(u_x \delta x + u_y \delta y) + 2\delta y(v_x \delta x + v_y \delta y) \\ &\quad + (u_x \delta x + u_y \delta y)^2 + (v_x \delta x + v_y \delta y)^2 \\ &= 2 \begin{bmatrix} \delta x & \delta y \end{bmatrix} \begin{bmatrix} E_{xx} & E_{xy} \\ E_{xy} & E_{yy} \end{bmatrix} \begin{bmatrix} \delta x \\ \delta y \end{bmatrix}\end{aligned}$$

$$\begin{aligned}\text{pure rotation} &\Rightarrow (\delta s')^2 - (\delta s)^2 = 0, \quad \forall \delta x, \delta y \\ &\Rightarrow E_{xx} = 0, \quad E_{yy} = 0, \quad E_{xy} = 0\end{aligned}$$

Handouts

Sample programs (MATLAB) are available at:

[http://www.ritsumei.ac.jp/~hirai/edu/common/
soft_robotics/Physics_Soft_Bodies.html](http://www.ritsumei.ac.jp/~hirai/edu/common/soft_robotics/Physics_Soft_Bodies.html)

Simulating Viscoelastic Deformation

Report #8 due date : Jan. 30 (Mon) 1:00 AM

Simulate the deformation of a rectangular viscoelastic object shown in the figure. The bottom surface is fixed to the ground. A pair of forces with the same magnitude f are applied to the both sides for a while, then the forces are released. Action lines of the forces do not coincide. Use appropriate values of geometrical and physical parameters of the object.

Simulating Viscoelastic Deformation

