



Let's Use RITSUMEIKAN STUDENT PORTAL

RITSUMEIKAN STUDENT PORTAL

RITSUMEIKAN STUDENT PORTAL is the official portal site that allows you to check the necessary information and complete various procedures related to university life for Ritsumeikan University students.

Using this portal as your access point, you can check various information, such as class cancellation, make-up class, announcement from university, course registration.

Uses of RITSUMEIKAN STUDENT PORTAL

Announcements from the University

You can check information related to courses such as course registration, academic records, cancelled and makeup classes, and recruitment for study abroad programs, etc.

Check various information

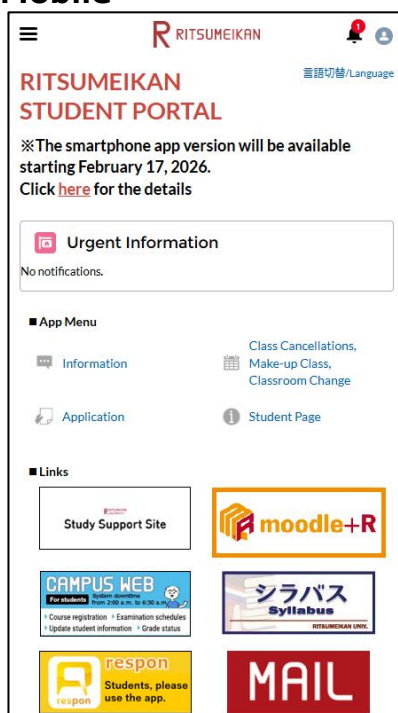
You can check information about course registration for each faculty and graduate school on the "Student / Graduate Student Page"

You can also access essential tools for student life-such as moodle+R, Syllabus, Study Support Site or CAMPUS WEB-through the links.


Compatibility with multiple device types

RITSUMEIKAN STUDENT PORTAL can be used not only on laptop computers but also devices such as smartphones and tablets. The mobile app is also available.

Mobile



PC

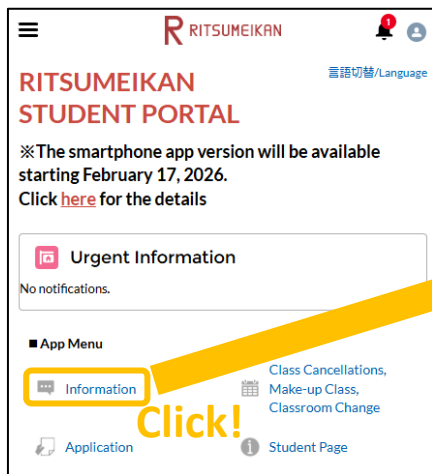


Check RITSUMEIKAN STUDENT PORTAL features here. ->

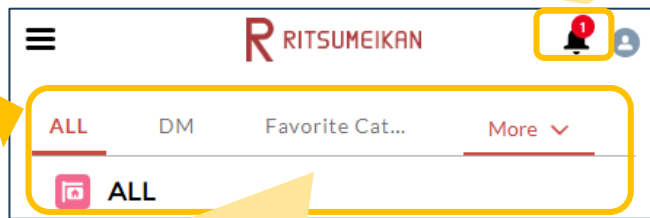
<https://www.ritsumei.ac.jp/rsp/>



1 Check the "Announcement from University"!

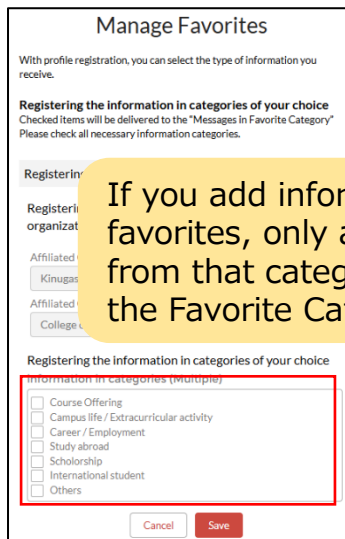


Receive announcements via the bell icon!
You can also get push notifications on app icon.

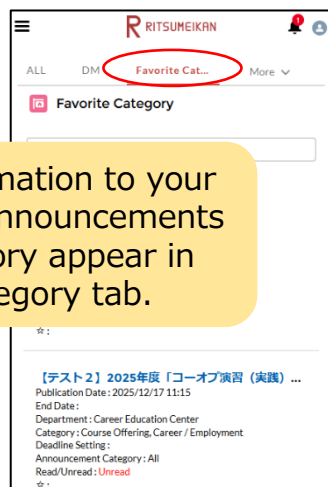


Manage announcements in each tab! Use favorites or bookmark to easily find the information you need.

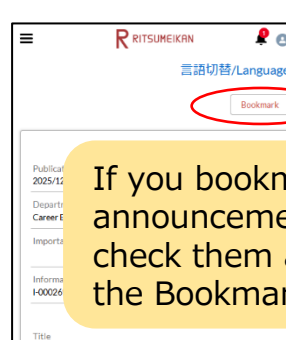
Manage Favorites



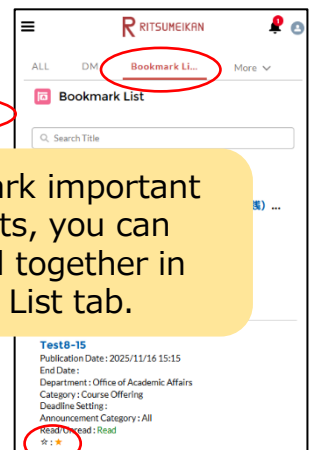
If you add information to your favorites, only announcements from that category appear in the Favorite Category tab.



Bookmark

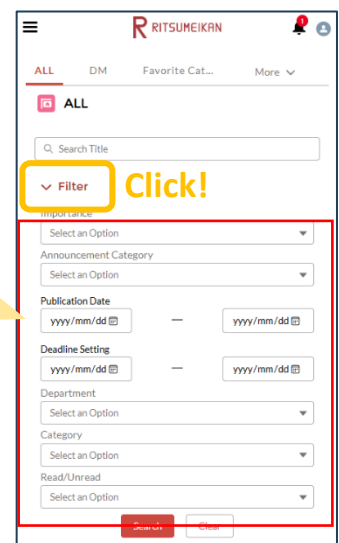


If you bookmark important announcements, you can check them all together in the Bookmark List tab.



• Use the filter feature!

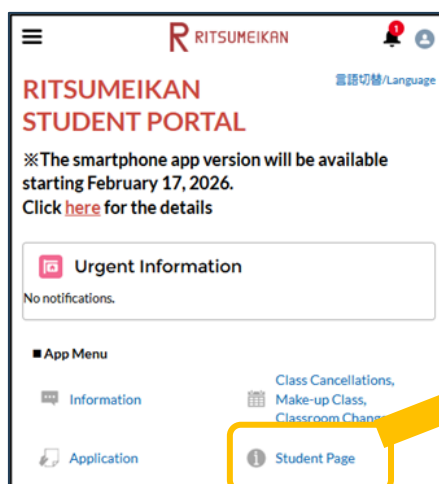
You can search received announcements by entering keywords.
You can also use the filtering feature to search by category, sender, deadline, and more.




Check the announcements from the university regularly!

The university sends important announcements about course registration and campus life.
Be sure to check regularly for any unread announcements.

2 Use “Student / Graduate Student Page”!



Click!



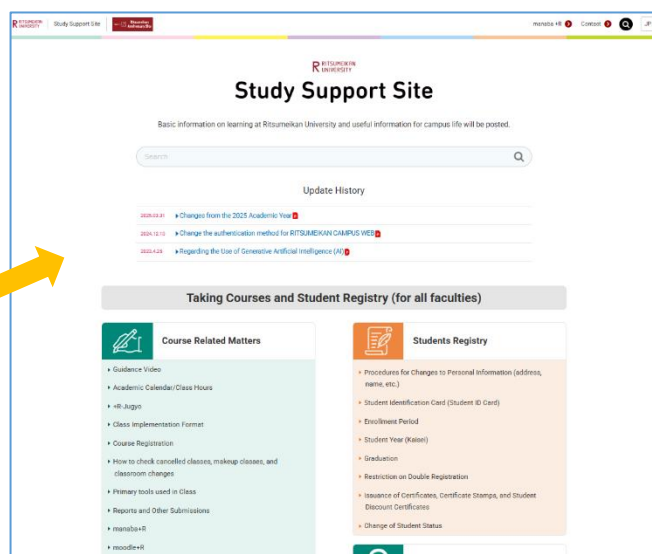
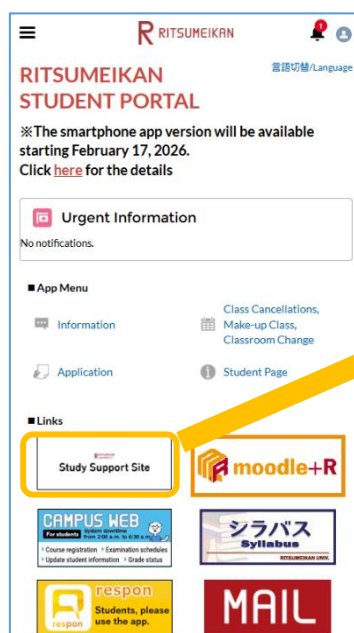
Information is organized by category

Faculty or graduate school specific information needed for student life is consolidated in the “Student / Graduate Student Page”

Posted information is organized by category, so you can quickly find what you need!(The displayed categories may differ depending on your faculty or graduate school.)

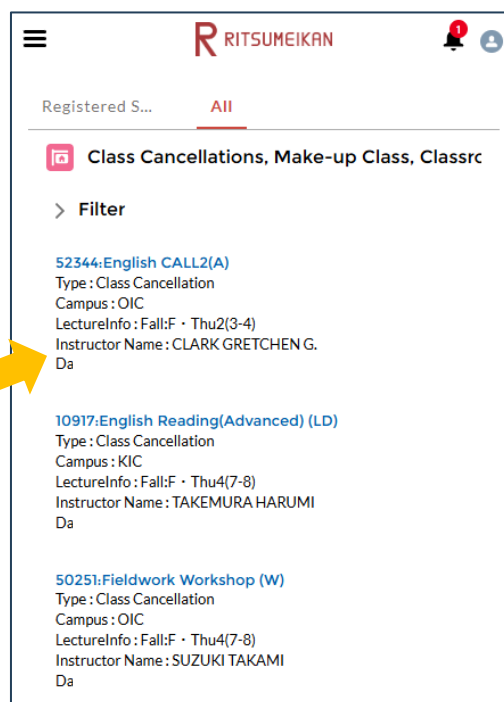
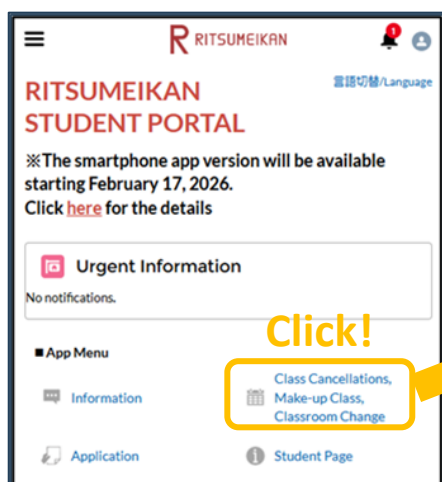
◆If you have any questions or concerns, check the “Study Support Site”!

You can find basic information for your student life here, including student ID cards, certificates, facilities and support services and health and safety guidance. Please access the Link from Top Page.



3

Check “Class Cancellation, Make-up Class, Classroom Change”!

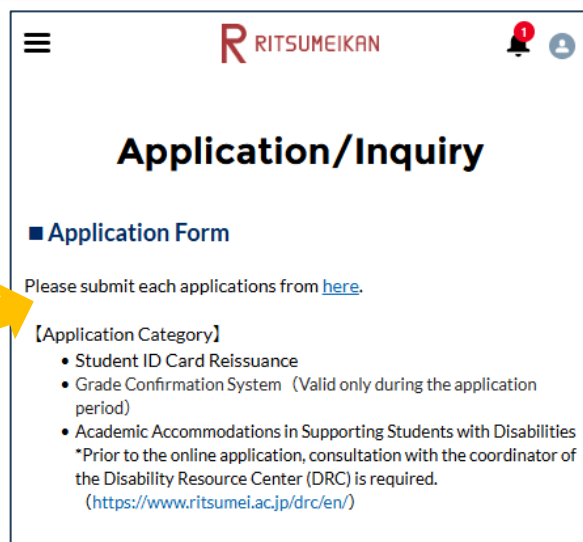
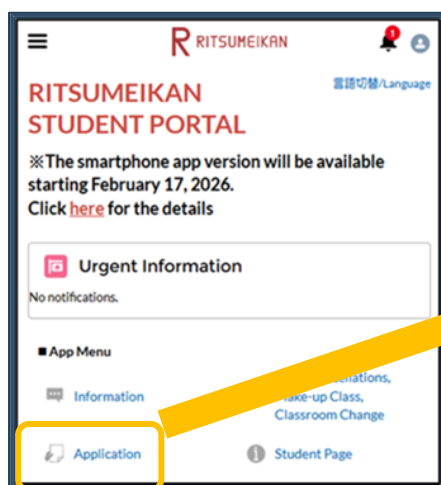


Check the information regularly!

You can find the information about Class Cancellation, Make-up Class and Classroom Change for the courses you registered. Along with the LMS, please check the Class Cancellation, Make-up Class and Classroom Change System regularly.

4

Use “Application”!



What to do when you have concerns...

You can complete the procedures for “Student ID Card Reissuance”, “Grade Confirmation System” and “Support for Students with Disabilities” from the “Application” item. Some application have specific periods or require advance procedures. Please check the “Study Support Site” before applying.