

1 No. of Teaching Staff and Researchers

as of May 1, 2023

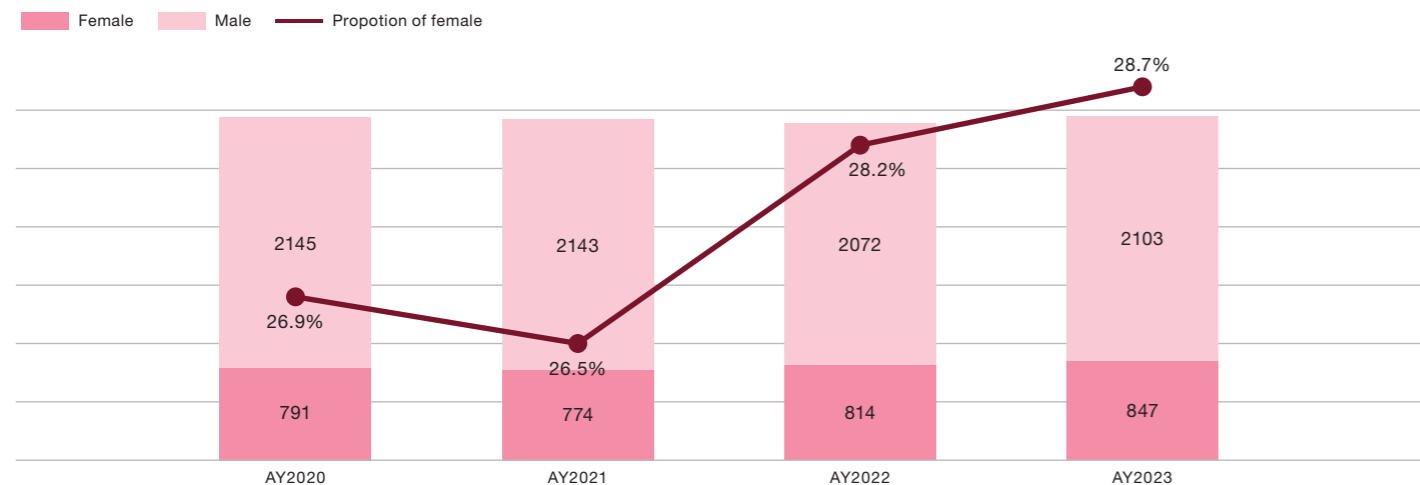
1-1 Grand Total

Position		Suzaku Campus	Kinugasa Campus	Biwako-Kusatsu Campus	Osaka Ibaraki Campus	Total
Full-time	Professor	17	255	285	110	667
	Associate Professor	1	81	77	47	206
	Sennin Lecturer	0	4	17	1	22
	Ninkisei Kyoin (Professor)	2	5	3	1	11
	Ninkisei Kyoin (Associate Professor)	5	11	2	11	29
	Ninkisei Kyoin (Lecturer)	0	3	23	2	28
	Ninkisei Kyoin (Assistant Professor)	0	2	85	8	95
	Tokubetsu Ninyo Teaching Staff (Professor)	6	37	31	14	88
	Tokumei Teaching Staff (Professor)	0	3	6	4	13
	Extended Tenure Teaching Staff (Associate Professor)	0	0	1	0	1
	Tokubetsu Keiyaku Kyoin (Professor)	5	5	0	9	19
	Tokubetsu Keiyaku Kyoin (Associate Professor)	0	2	0	0	2
	Tokubetsu Shohei Kyoin (Professor)	0	1	2	0	3
	Research Professor	0	1	4	1	6
	Research Associate Professor	0	3	13	0	16
	Research Assistant Professor	0	10	17	2	29
	Eminent Research Professor	0	2	6	2	10
	Eminent Research Associate Professor	0	3	1	3	7
	Tokunin Assistant Professor	0	3	15	6	24
	Starting Assistant Professor	0	0	2	0	2
Shokutaku Lecturer	0	49	47	17	113	
Part-time	Visiting Professor	5	14	24	2	45
	Visiting Associate Professor	0	1	1	4	6
	Affiliate Research Professor	1	0	34	9	44
	Affiliate Research Associate Professor	0	0	8	0	8
	Affiliate Research Assistant Professor	0	0	2	4	6
	Visiting Research Professor	0	3	18	3	24
	Part-time Lecturer (Hijokinkoshi)	5	217	135	64	421
Research Scholar	Part-time Lecturer (Jugyantantokoshi)	20	390	227	162	799
	Senior Researcher	0	22	39	13	74
	Researcher	0	6	5	0	11
	Starting Researcher	0	2	0	0	2
	Assistant Researcher	0	4	23	7	34
	Research Assistant	0	18	54	5	77
Total	Assistant	0	3	5	0	8
		67	1,160	1,212	511	2,950

Suzaku Campus	Kinugasa Campus	Biwako-Kusatsu Campus	Osaka Ibaraki Campus
School of Law and Graduate School of Professional Teacher Education	College of Law, College of Social Sciences, College of International Relations, College of Letters, College of Image Arts and Sciences, Graduate School of Core Ethics and Frontier Sciences, Graduate School of Language Education and Information Science, Ritsumeikan Global Innovation Research Organization (Humanities and Social Sciences), Kinugasa Research Organization, and others	College of Economics, College of Science and Engineering, College of Information Science and Engineering, College of Pharmaceutical Sciences, College of Life Sciences, College of Sport and Health Science, College of Gastronomy Management, Ritsumeikan Global Innovation Research Organization (Natural Sciences), Research Organization of Science and Technology, BKC Research Organization of Social Sciences, and others	College of Policy Science, College of Business Administration, College of Comprehensive Psychology, College of Global Liberal Arts, Graduate School of Management, Graduate School of Human Science, Graduate School of Technology Management, Research Organization of Open Innovation and Collaboration, Ritsumeikan Asia-Japan Research Organization, and others

*The College of Image Arts and the College of Information Science and Engineering will move to the Osaka Ibaraki Campus from AY2024.

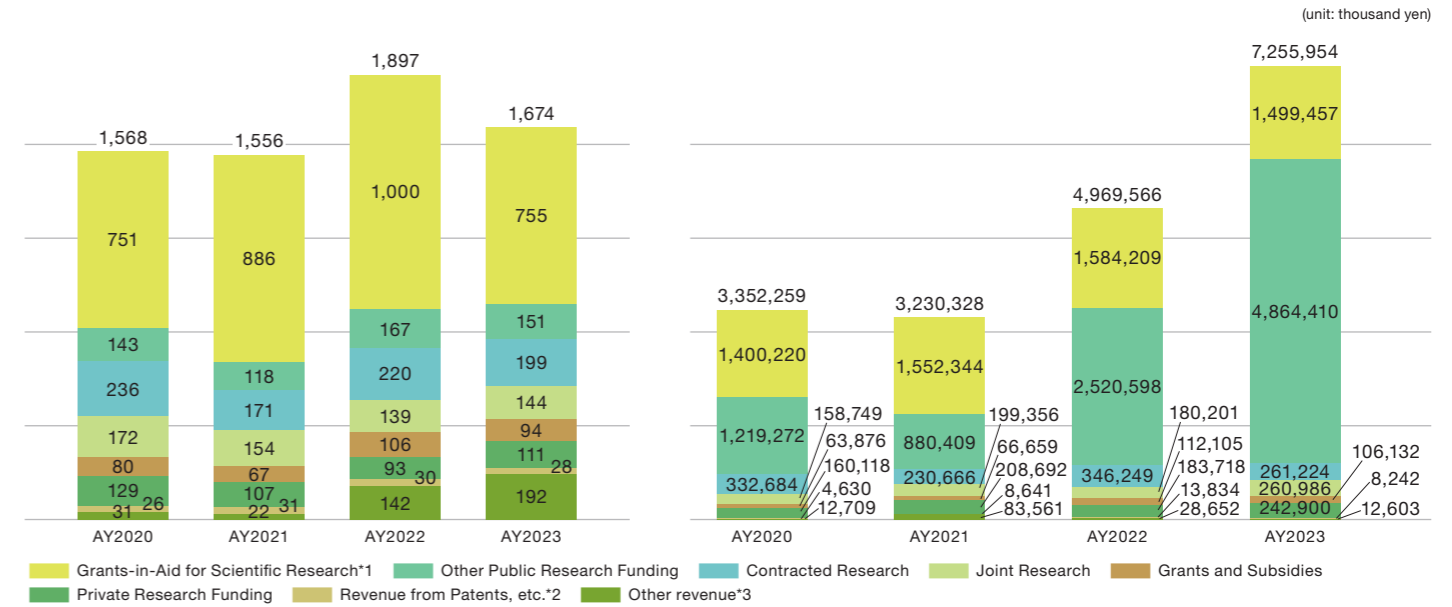
1-2 Employment Status of Female Researchers



2 External Research Funding

2-1 No. of Projects by Funding Source

2-2 Amount by Funding Source



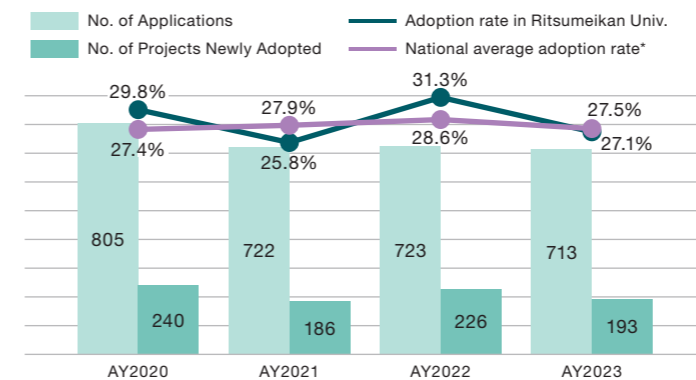
*1: Including Grant-in-Aid for JSPS Fellows and Fund for the Promotion of Joint International Research (Fostering Joint International Research). This includes a special exception for the extension of the grant period for Grants-in-Aid for Scientific Research (Fund for Academic Research Subsidies) due to the impact of the COVID-19 pandemic.
 *2: Royalties, tangible products, and licensing/transfer fees.
 *3: Income from research consortium membership fees, income from external use of the SR Center.

3 Adoption Results of the Grants-in-Aid for Scientific Research (KAKENHI)

3-1 Overall Trends

	AY2020	AY2021	AY2022	AY2023
No. of Applications	805	722	723	713
A. Grant awarded (for new projects)	No. of Projects: 240 Amount (unit: thousand yen): 462,410	No. of Projects: 186 Amount (unit: thousand yen): 480,610	No. of Projects: 226 Amount (unit: thousand yen): 513,500	No. of Projects: 193 Amount (unit: thousand yen): 579,670
B. Grant awarded (for continuing projects)	No. of Projects: 450 Amount (unit: thousand yen): 879,580	No. of Projects: 494 Amount (unit: thousand yen): 844,176	No. of Projects: 466 Amount (unit: thousand yen): 829,384	No. of Projects: 471 Amount (unit: thousand yen): 914,144
Total (A+B)	No. of Projects: 690 Amount (unit: thousand yen): 1,341,990	No. of Projects: 680 Amount (unit: thousand yen): 1,324,786	No. of Projects: 692 Amount (unit: thousand yen): 1,342,884	No. of Projects: 664 Amount (unit: thousand yen): 1,493,814
National Ranking	No. of Projects: 21(3) Amount: 23(3)	No. of Projects: 23(4) Amount: 24(3)	No. of Projects: 23(5) Amount: 25(4)	No. of Projects: 26(5) Amount: 24(4)

Created from the funding results published by the Ministry of Education, Culture, Sports, Science and Technology. The figures in parentheses for National Ranking indicate the rank among private universities.



*Cited from "Award Trends" (https://www.jps.go.jp/english/e-grants/award_trends.html)

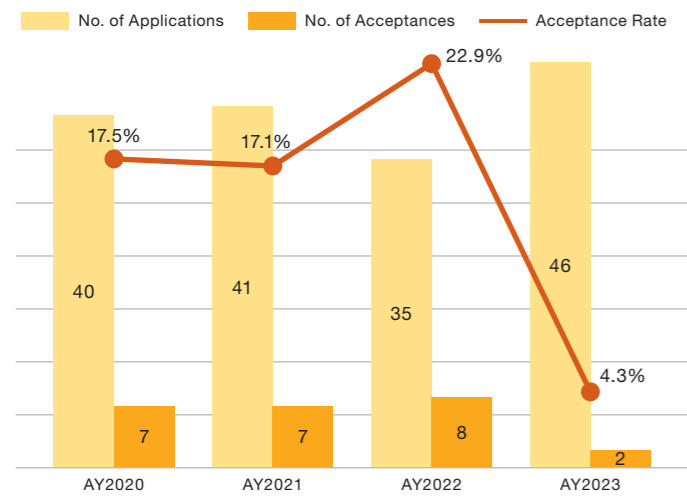
3-2 No. of Projects Newly Adopted by Research Category

	AY2020	AY2021	AY2022	AY2023
Specially Promoted Research	0	0	0	0
Scientific Research on Innovative Areas*	7	1	4	-
Scientific Research (S)	0	0	0	0
Scientific Research (A)	3	7	4	4
Scientific Research (B)	19	23	31	25
Scientific Research (C)	124	87	95	83
Challenging Research (Pioneering)	0	1	3	2
Challenging Research (Exploratory)	13	11	14	8
Early-Career Scientists	58	41	51	48
Research Activity start-up	12	12	18	12
Fostering Joint International Research (B)	2	1	2	2
Grant-in-Aid for Transformative Research Areas (A)	2	1	3	8
Grant-in-Aid for Transformative Research Areas (B)	0	1	1	1
Total	240	186	226	193

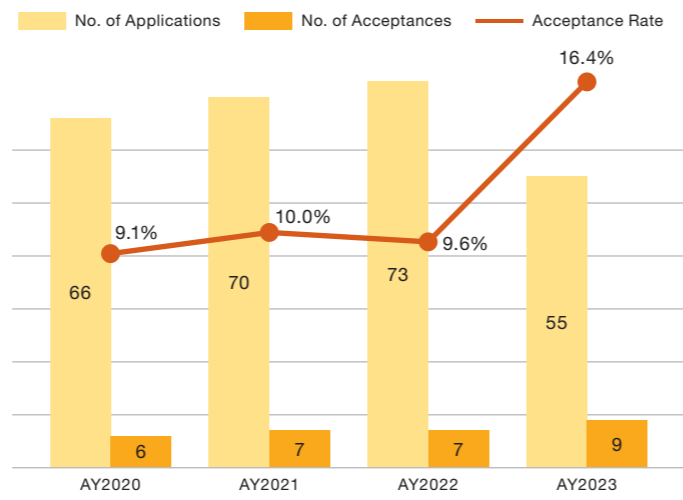
*Suspended from AY2023 onward.

4 No. of Applications/No. of Acceptances/Acceptance Rate of the Japan Society for the Promotion of Science (JSPS) Research Fellowship for Young Scientists

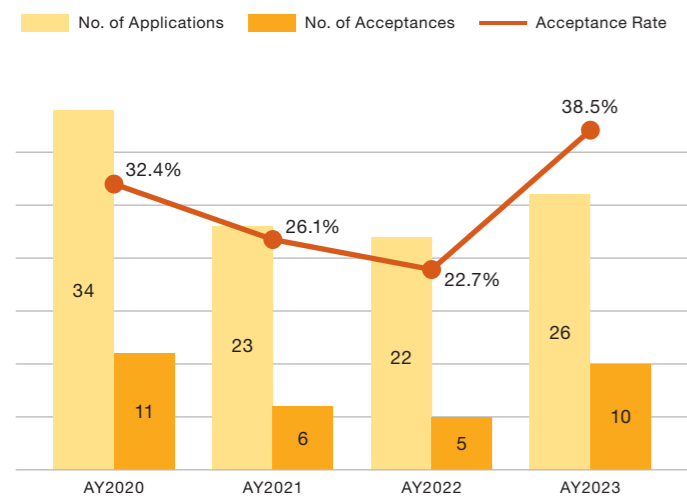
4-1 DC1



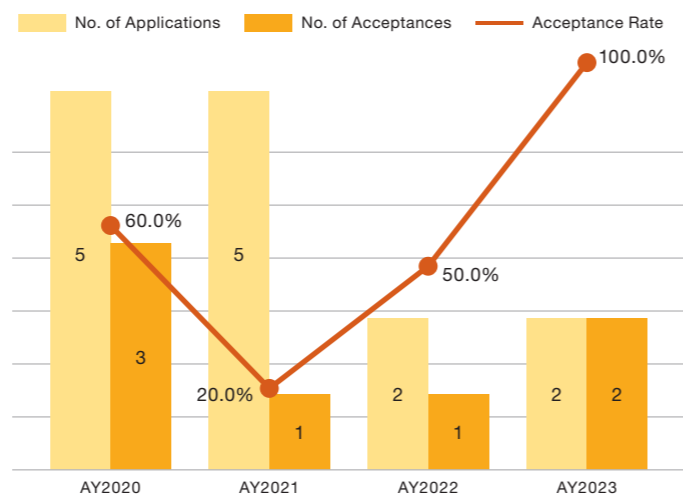
4-2 DC2



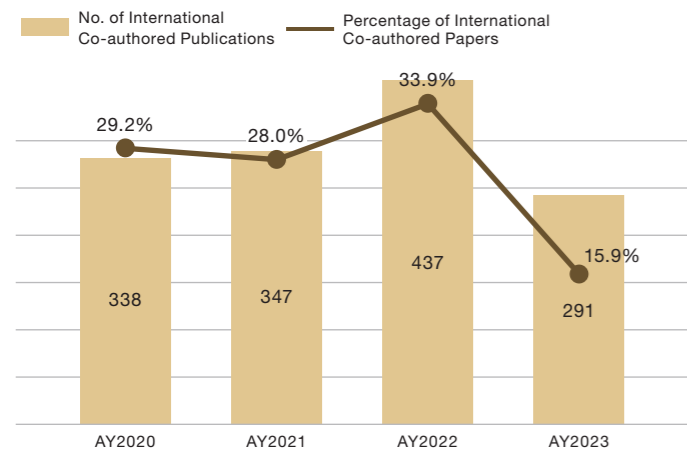
4-3 PD



4-4 RPD

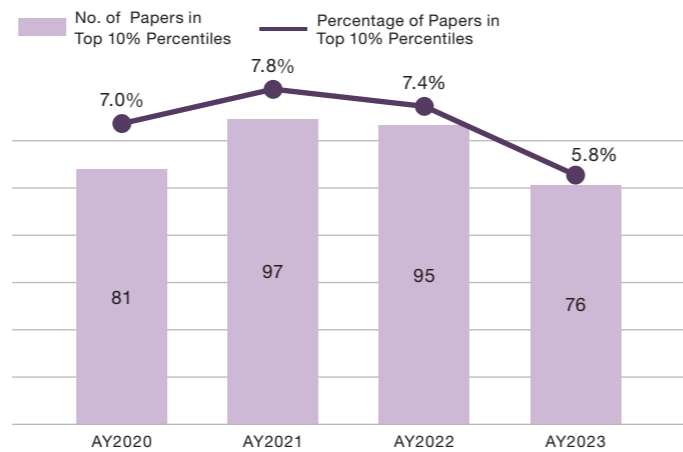


5 No. and Percentage of International Co-authored Papers



Percentage = No. of International Co-authored Papers/No. of Scopus-indexed Papers
Source: Elsevier's "SciVal" (as of September 2024)

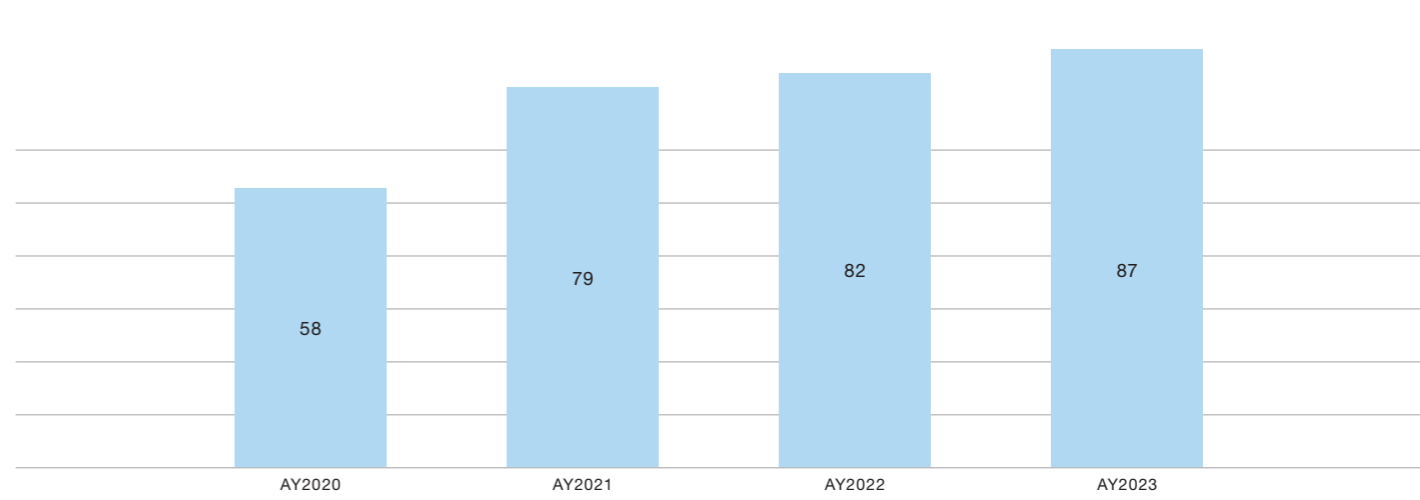
6 No. and Percentage of Papers in Top 10% Percentiles



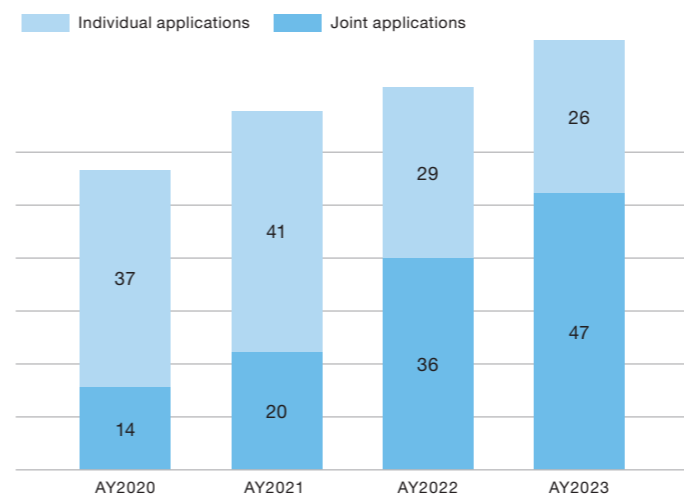
Percentage = No. of Papers in Top 10% Percentiles/No. of Papers in Scopus
Source: Elsevier's "SciVal" (as of September 2024)

7 Patent and Technology Transfer

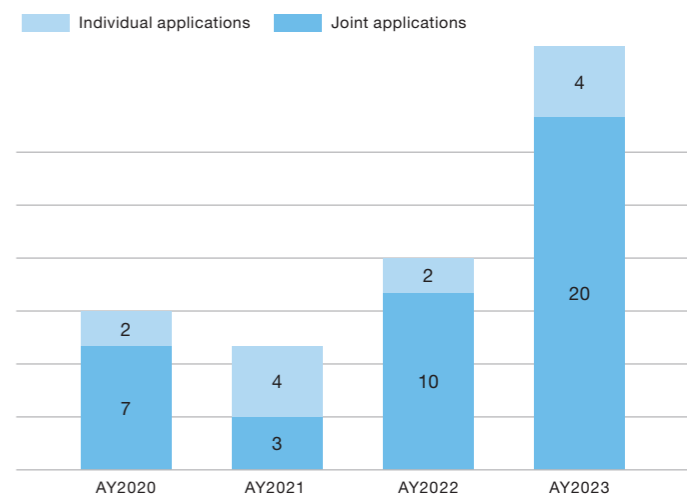
7-1 No. of New Inventions (Total)



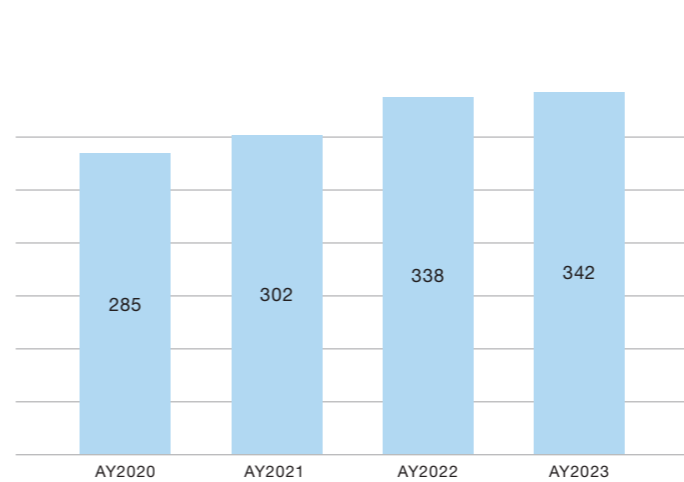
7-2 No. of New Patent Applications (Domestic)



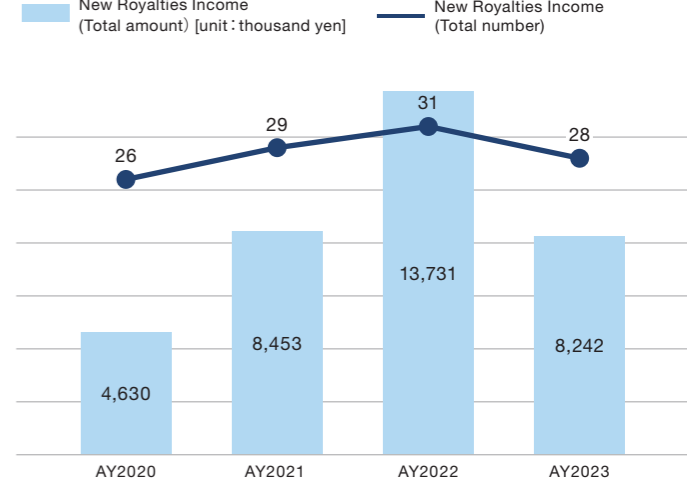
7-3 No. of New Patent Applications (Overseas)



7-4 Cumulative Number of Patent Registrations (Total)



7-5 New Royalties Income (Total number/Total amount)



Including patents, utility model rights, design rights, trademark rights, copyrights, plant breeder's rights, rights of layout-designs of integrated circuit, know-how, and materials.